BILANCI ENERGJITIK 9- MUJORIT TË PARË 2024 (MWh)

ProdhImi neto publik	
Prodhimi Neto KESH sha	
3,304,138	
Blerje KESH ne treg te liberalizuar	
Prodhim+Blerje	**3,304,138**
Shkembime (hyrje) KEK	**-104,508**
Shkembime (dalje) KEK	
Energji sherbime ndihmese+disbal	
Energji per FSHU nga KESH sha	**3,408,646**

Prodhuar nga PPE në rrjetin e OSSH			Prodhuar nga PPE ne rrjetin e OST		Prodhues te pavarur								
HEC Lanabregas	HEC.Priv/Kon ne Rrjetin e OSSH për FTL	Fotovoltaik (kont FTL)	HC.Priv/Kon ne Rrjetin e OST për FTL	HEC Ashta	HEC Banja	HEC Moglica	HEC KURUM	HEC Peshqesh	HEC Fangu	HEC Qami	SPV Blue 1	Nova Solar	Fotovoltaik (ne treg te lire)
11,719	643,935	55,312	704,011	175,699	131,931	241,605	269,636	71,200	166,539	2,757	53,325	13,113	38,570

Prodhim neto vendas
5,883,490

Energji e siguruar nga FTL					
Blerje HEC Lanabregas	Blerje HC.Priv/Kon ne Rrjetin e OSSH për FTL	Blerje FOTOVOLTAIK	Blerje HC.Priv/Kon ne Rrjetin e OST për FTL	Blerje Neto Ashta	Blerje ne Treg të Liberalizuar nga FTL
11,719	643,935	55,312	704,011	175,699	357,977
					1,948,653

Ballanca në interkoneksion (dhenie)
(158,961)

Energji nga KESH per FSHU	Energji nga FTL per FSHU	Energji për humbjet OSSH	Kliente te FTL ne treg te Liberalizuar	Eksport FTL	Energji në hyrje dhe dalje (transmetuar) për klientet ne treg te liberalizuar e të lidhur ne rrjetin e OSSH	
3,408,646	690,252	1,000,154	258,009	0		
4,098,898						
Energji për FSHU						
Klient te Sherbimit Universal						
					238	
					-238	

KONSUMI I ENERGJISE NE SHQIPERI	6,042,438

6,042,451

Burimi: OST sha; KESH sha; OSSH sha; FSHU sha; FTL sha; (OSHEE Group sha)

TABELA ME TE DHENA PERIODIKE (MUJORE) TE OSHEE Group Sh.a 2024			Janar	Shkurt	Mars	Prill	Maj	Qershor	Korrik	Gusht	Shtator	Progresive
A	**Energji Totale e Hyrë në OSHEE Sh.a (MWh)**	**A=A.1+A.3-A1.7**	**759,550**	**644,990**	**618,777**	**515,155**	**499,220**	**551,723**	**675,592**	**670,974**	**525,462**	**5,461,443**
A.1	Energji e transmetuar nepermjet OST per llogari te OSHEE Group Sh.a	**A.1**=Sum(A.1.1,A1.6)	614,882	552,439	478,969	392,831	394,525	510,065	649,549	650,026	489,232	4,732,517
A.1.1	Nga KESH -Gen nepermjet OST		379,224	386,578	271,570	188,993	216,264	415,609	569,334	582,095	398,979	3,408,646
A.1.2	Nga OST si import i OSHEE Sh.a (Energji e blerë në ALPEX për FSHU)		52,081	52,690	53,208	48,313	37,754	28,772	29,596	26,439	29,123	357,977
A.1.3	Energji e transmetuar per klientet_35kV (te dal ne treg te parregulluar furnizues te tjere)		740	3,150	6,363	8,742	11,263	14,234	17,108	16,775	14,238	92,613
A.1.4	Nga OST per llogari te klienteve te OSHEE Group Sh.a prodhuarnga HEC-et ne rrjetin e transmetimit		182,836	110,021	147,827	146,784	129,243	51,449	33,512	24,718	46,892	873,281
A.1.5	Nga TEC VLORA nepermjet OST		n/a	n/a	n/a	n/a	n/a	n/a	n/a	n/a	n/a	n/a
A.1.6	Nga Bistrica 1,2 nepermjet OST		n/a	n/a	n/a	n/a	n/a	n/a	n/a	n/a	n/a	n/a
A.1.7	Export OSHEE Group Sh.a		-	-	-	-	-	-	-	-	-	-
A.2	Energji elektrike e injektuar ne OST nga Hec-et Lokale	**A.2**	73,759	35,851	73,148	67,149	51,938	12,519	7,706	7,176	14,244	343,490
A.3	Energji e transmetuar direkt ne rrjetin e OSHEE Sh.a	**A.3** = Sum(A.3.1, A.3.3)	144,668	92,551	139,808	122,323	104,695	41,658	26,043	20,948	36,231	728,926
A.3.1	HEC Ulez,Lanabregas		2,114	1,880	1,799	1,828	1,999	838	511	348	402	11,719
A.3.2	Impjantet Private/me Koncesion		138,715	85,036	128,626	113,003	94,440	32,073	16,032	10,025	25,915	643,865
A.3.3	Burimet e Rinovueshme Fotovoltaik (BRE)		3,840	5,635	9,384	7,493	8,256	8,747	9,500	10,575	9,913	73,342
A.3.4	Prodhimi i injektuar ne OSSH nga BREE-t ne Treg te Parregulluar		993	1,326	1,666	1,974	2,523	2,609	2,937	2,586	2,558	19,171
B	**Energji Totale ne Rrjetin e Shperndarjes (MWh)**	**B=A+ A.1.3+A.2**	**833,309**	**680,841**	**691,925**	**582,304**	**551,158**	**564,242**	**683,298**	**678,150**	**539,707**	**5,804,933**
C	**Humbjet Totale ne Rrjetin e Shperndarjes (MWh)**	**C=C.1+C.2+C.3**	**177,293**	**114,411**	**134,056**	**97,092**	**87,861**	**90,609**	**120,554**	**102,476**	**75,802**	**1,000,154**
C.1	Humbje Teknike njesite e TL (MWh)		10,755	7,774	9,897	7,090	6,502	6,928	10,579	8,223	5,596	73,344
C.2	Humbje Teknike ne Zona (MWh)		113,233	78,712	85,639	61,759	54,535	56,559	79,554	77,168	52,803	659,962
C.3	Humbje JoTeknike ne Zona (MWh)		53,306	27,926	38,520	28,243	26,824	27,121	30,421	17,085	17,403	266,848
C.1	**Humbjet Totale ne OSHEE Sh.a (%)**	**C.1= C/B**	**21.28%**	**16.80%**	**19.37%**	**16.67%**	**15.94%**	**16.06%**	**17.64%**	**15.11%**	**14.05%**	**17.23%**
C.1.1	Humbje Teknike njesite e TL (%)		1.29%	1.14%	1.43%	1.22%	1.18%	1.23%	1.55%	1.21%	1.04%	1.26%
C.2.1	Humbje Teknike ne Zona (%)		13.77%	11.70%	12.56%	10.74%	10.02%	10.15%	11.83%	11.52%	9.89%	11.52%
C.3.1	Humbje JoTeknike ne Zona (%)		6.40%	4.10%	5.57%	4.85%	4.87%	4.81%	4.45%	2.52%	3.22%	4.60%
D	**Energjia e përdorur në Rrjetin e Shpërndarjes**	**D=Sum(D.1:D.7)**	**616,637**	**532,169**	**526,941**	**460,749**	**438,433**	**445,015**	**533,590**	**550,206**	**440,277**	**4,544,016**
D.1	Shitur Klienteve FMF (MWh)	D.1=D.1.1+D.1.2	**51,042**	**47,867**	**49,561**	**41,162**	**46,508**	**48,666**	**61,100**	**54,326**	**48,286**	**448,518**
D.1.1	Shitur Klienteve FMF Privat (MWh)		115	26	18	16	13	11	13	13	14	238
D.1.2	Shitur Klienteve FMF JoBuxhetore(MWh)		1,403	1,356	1,488	1,480	1,635	1,710	1,956	1,800	1,580	14,408
D.1.3	Shitur Klienteve FMF 20/10/6 (Mwh)		49,525	46,485	48,055	39,666	44,860	46,945	59,132	52,513	46,692	433,873
D.2	Shitur Klienteve Private (MWh)	D.2= D.2.1+D.2.2+D.2.3	**106,813**	**98,266**	**92,647**	**86,275**	**91,436**	**115,528**	**140,794**	**145,541**	**111,119**	**988,420**
D.2.1	Shitur nga rrjeti i Transmetimit per llogari te OSHEE Sh.a		-	-	-	-	-	-	-	-	-	-
D.2.2	Shitur per nevoja te veta te OSHEE Sh.a		695	600	553	403	412	398	522	482	399	4,465
D.2.3	Shitur Klienteve Private (pa ate per nevoja te veta dhe Ne TL)		106,119	97,666	92,094	85,872	91,024	115,130	140,272	145,060	110,719	983,955
D.3	Shitur Klienteve JoBuxhetore (MWh)		3,438	3,258	3,043	2,425	3,962	2,905	5,024	3,239	2,631	**29,925**
D.4	Shitur Klienteve Buxhetore (MWh)		17,017	15,936	14,282	10,560	10,352	10,829	13,453	11,361	10,817	**114,608**
D.5	Shitur Klienteve Familjare (MWh)	D.5=D.5.1+D.5.2	363,827	327,840	287,897	244,436	222,973	240,334	288,404	311,789	238,942	**2,526,443**
D.5.1	Shitur Klienteve Familjare (MWh)		355,015	319,413	279,590	236,306	214,665	231,723	279,323	301,478	229,833	2,447,346
D.5.2	Shitur Klienteve Familjare per Ambjentet e Perbashketa		8,812	8,427	8,307	8,130	8,308	8,611	9,081	10,311	9,109	79,097
D.6	Energji elektrike e injektuar ne OST nga Hec-et Lokale	D.6=A.2	73,759	35,851	73,148	67,149	51,938	12,519	7,706	7,176	14,244	**343,490**
D.7	Energji elektrike e perdorur nga klientet ne treg te parregulluar	D.7	740	3,150	6,363	8,742	11,263	14,234	17,108	16,775	14,238	**92,613**
E	**Faturuar muaji Parardhes (000/leke)**		**7,982,027**	**7,374,630**	**6,650,006**	**6,078,325**	**5,298,049**	**5,291,466**	**5,903,682**	**7,200,506**	**7,524,914**	**59,303,605**
F	**Arketimet e muajit aktual (000 leke)**	**G=F.1+F.2+F.3+F.4**	**7,344,687**	**7,006,722**	**6,798,295**	**6,340,048**	**5,876,740**	**5,112,878**	**6,196,912**	**6,727,066**	**7,100,498**	**58,503,846**
F.1	Arketuar per faturat korrente te vitit aktual		43,814	4,919,897	4,403,572	4,022,924	3,968,749	3,283,026	3,971,324	4,786,470	6,233,417	35,633,192
F.3	Arketuar per faturat e tjera te vitit aktual		-	-	1,479,252	1,768,307	1,362,006	1,576,791	1,791,153	1,674,443	535,143	10,187,095
F.4	Arketuar per faturat e tjera te viteve te kaluara		7,300,873	2,086,825	915,472	548,817	545,985	253,061	434,435	266,154	331,938	12,683,559
F.1	**Arketimet e muajit aktual (%)**	**F.1=F/E**	**92.0%**	**95.0%**	**102.2%**	**104.3%**	**110.9%**	**96.6%**	**105.0%**	**93.4%**	**94.4%**	**98.7%**
F.1.1	Arketuar per faturat korrente te vitit aktual (%)	**F.1.1=F.1/E**	0.5%	66.7%	66.2%	66.2%	74.9%	62.0%	67.3%	66.5%	82.8%	60.1%
F.1.3	Arketuar per faturat e tjera te vitit aktual (%)	**F.1.3=F.3/E**	0.0%	0.0%	22.2%	29.1%	25.7%	29.8%	30.3%	23.3%	7.1%	17.2%
F.1.4	Arketuar per faturat e tjera te viteve te kaluara (%)	**F.1.4=F.4/E**	91.5%	28.3%	13.8%	9.0%	10.3%	4.8%	7.4%	3.7%	4.4%	21.4%
G	**Faturuar muaji Raportues (000/leke)**		**7,374,630**	**6,650,006**	**6,078,325**	**5,298,049**	**5,291,466**	**5,903,682**	**7,200,506**	**7,524,914**	**5,852,055**	**57,173,632**
1	Nr. Konsumatoreve gjithsej (Nr.)		1,324,441	1,327,372	1,330,088	1,333,496	1,333,406	1,336,562	1,340,343	1,340,775	1,342,157	**1,342,157**
2	Fatura te emetuara me lexim konsumi (Nr.)		1,027,226	1,025,143	1,036,467	1,035,495	1,039,374	1,058,729	1,075,309	1,083,924	1,064,332	**9,445,999**
3	Sasia e energjise se faturuar me lexim konsumi (MWh)		-	-	-	-	-	-				**-**
4	Fatura te emetuara me lexim "0" (Nr.)		299,881	301,375	297,510	305,942	303,683	283,805	272,247	262,660	283,099	**2,610,202**
5	Nr.Faturave te emetuara pa lexim (energji e pa matur) (Nr.)		-	-	-	-	-	-	-			**-**
6	Sasia e energjise se faturuar si energji e pamatur (MWh)		-	-	-	-	-	-	-			**-**
7	Nr.Faturave te emetuara pa lexim (dem ekonomik) (Nr.)		101	61	52	26	31	25	27	33	20	**376**
8	Sasia e faturuar si dem ekonomik (MWh)		438	300	213	129	212	461	421	279	284	**2,738**
9	Nr.Faturave per te cilat eshte arketuar kamat vonese (Nr.)		374,497	322,031	360,283	375,842	393,071	367,026	476,854	468,656	393,889	**3,532,149**
10	Vlera e Kamat vonesave te arketuara (000/leke)		76,046	64,886	72,300	84,802	89,765	77,007	137,571	92,827	77,248	**772,452**

Burimi: OSSH sha; FSHU sha; FTL sha / OSHEE Group sha

BILANCI OSSH, FSHU,FTL sha 2024 (9-mujori)		
1	ENERGJI TOTALE E HYRE NE RRJETIN E OSSH-se	**5,461,443**
2	Energji e shitur nga KESH sha per FSHU sha	**3,408,646**
3	**ENERGJI NE HYRJE E BLERE NGA FTL (OSHEE sha)**	**1,948,640**
3.1	Blere nga Prodhimi i PPE në rrjetin e OSSH	**710,965**
3.2	Blere nga Prodhimi i PPE në rrjetin e OST	**879,697**
3.3	Blere ne Treg të Liberalizuar nga FTL sha	**357,978**
4	**ENERGJI NE DALJE NGA FTL (OSHEE sha)**	**1,948,640**
4.1	Energji nga FTL per FSHU	**690,240**
4.2	Energji nga FTL për humbjet OSSH	**1,000,153**
4.3	Energji e shitur nga FTL ne treg te liberalizuar	**258,009**
4.4	Eksport i FTL	**-**
4.5	Energji vetem per tu transmetuar tek klientet ne treg te liberalizuar (ne rrjetin e OSSH)	**238**
7	**ENERGJI QE KALON NE RRJETIN E OSSH-se**	**5,804,933**
7.1	Energji totale e transmetuar nga OST ne rrjetin e Shpërndarjes	**5,055,384**
7.2	Energji e transmetuar direkt ne rrjetin e Shpërndarjes nga impiantet e lidhur ne rrjetin e Shpërndarjes	**367,476**
7.3	Energjia e ngitur ne rrjetin e transmetimit nga centralet e lidhura ne rrjetin e OSSH	**343,490**

8	**Humbje totale ne rrjetin e OSSH-se (%)**	**17.23**

Burimi: OSSH sha; FSHU sha; FTL sha / OSHEE Group sha

		Janar	Shkurt	Mars	Prill	Maj	Qershor	Korrik	Gusht	Shtator	2024	
HYRJE	**Dhene nga H/C e KESH ne rrjetin e Transmetimit**	461,940	434,525	312,293	230,865	333,614	349,424	478,833	408,397	294,248	**3,304,139**	**7,397,580**
	Dhene nga H/C e me perparesi ne rrjetin e Transmetimit (+Qami)	153,707	86,486	130,461	134,220	114,053	36,385	12,122	7,921	31,403	**706,758**	
	Energji nga Hec-et Lokale levruar ne Rrjetin e Transmetimit (me ngritje)	73,759	35,851	73,148	67,149	51,938	12,519	7,706	7,176	14,244	**343,490**	
	Gjenerim KURUM (prodhues i pavarur)	47,623	36,678	34,155	40,512	31,148	22,427	22,044	19,100	15,949	**269,636**	
	Gjenerim Spv Blue 1 (prodhuese i pavarur)	-	-	-	-	3,343	10,657	15,709	13,543	10,072	**53,324**	
	Gjenerim Nova Solar	-	-	-	-	-	-	854	6,391	5,869	**13,114**	
	HEC ASHTA (prodhues i pavarur Kontr.me OSHEE)	29,506	23,646	19,871	15,359	18,186	15,061	20,207	17,545	16,319	**175,700**	
	HEC BANJE (prodhues i pavarur)	25,295	20,166	19,747	15,855	19,032	8,291	8,757	8,757	6,031	**131,931**	
	HEC MOGLICE (prodhues i pavarur)	55,232	39,392	42,314	25,222	28,288	18,209	8,068	7,894	16,987	**241,606**	
	HEC PESHQESH-T1/637 (prodhues i pavarur)	17,478	8,763	13,692	12,207	10,014	3,162	1,369	1,101	3,413	**71,199**	
	HEC FANGU (prodhues i pavarur)	45,494	23,264	15,108	25,046	24,409	19,663	6,020	5,451	2,084	**166,539**	
	Importi(Hyre) nga Linjat e Interkonjeksionit	133,112	187,286	214,751	255,012	141,967	225,720	249,151	268,891	244,255	**1,920,145**	
DALJE	**Humbjet ne Transmetim**	22,608	17,520	17,149	17,399	16,130	13,854	16,413	15,649	12,894	**149,616**	**7,397,580**
	Transmetuar ne Rrjetin e Shperndarjes	687,647	586,964	550,408	457,962	443,881	519,626	653,952	654,278	500,667	**5,055,385**	
	Klientene treg te hapur (TL)	36,554	31,249	50,416	58,814	63,498	62,492	65,727	32,717	29,929	**431,396**	
	Eksporti (Dale) nga Linjat e Interkonjeksionit	296,337	260,325	257,566	287,271	252,483	125,546	94,747	69,524	117,384	**1,761,183**	

Humbjet ne Transmetim	22,608	17,520	17,149	17,399	16,130	13,854	16,413	15,649	12,894	149,616
Humbjet ne Transmetim ne %	2.17	1.96	1.96	2.12	2.89	1.95	1.98	2.03	1.95	2.02

Burimi: OST sha

Bilanci i Energjisë Elektrike për vitin 2024

	Njësia e Matjes MWh	Janar	Shkurt	Mars	Prill	Maj	Qershor	Korrik	Gusht	Shtator	Shuma 2024 [MWh]
Prodhimi nga KESH_GEN në Rrjetin e Transmetimit	1	461,940	434,525	312,293	230,865	333,613.58	349,424	478,833	408,397	294,248	**3,304,138**
Prodhimi nga HEC/HPP e vogla në Rrjetin e Transmetimit	2	73,759	35,851	73,148	67,149	51,938	12,518.7	7,706	7,176	14,244	**343,490**
Prodhimi nga PPE/IPP e mëdha në Rrjetin e Transmetimit	3	153,707	86,486	130,461	134,220	114,053	36,384.6	12,122	7,921	31,403	**706,759**
Prodhimi nga HEC Peshqesh	4	17,478	8,763	13,692	12,207	10,014	3,162	1,369	1,101	3,413	**71,200**
Prodhimi nga HEC Banja	5	25,295	20,166	19,747	15,855	19,032	8,291	8,757	8,757	6,031	**131,931**
Prodhimi nga HEC FANG	6	45,494	23,264	15,108	25,046	24,409	19,663	6,020	5,451	2,084	**166,539**
Prodhimi nga HEC Moglicë	7	55,232	39,392	42,313	25,222	28,288	18,209	8,068	7,894	16,987	**241,605**
Prodhimi nga HEC Ashta	8	29,506	23,646	19,871	15,359	18,185	15,060	20,207	17,545	16,319	**175,699**
Prodhimi nga Spv Blue 1 T1/139						3,343	10,657	15,709	13,543	10,072	**53,325**
Prodhimi nga Nova Sola Tr 1/322								854	6,391	5,869	**13,113**
Prodhimi nga KURUM (Ulez-Shkopet&Bistrica1,2)	9	47,623	36,678	34,155	40,512	31,148	22,427	22,044	19,100	15,949	**269,636**
Eksporti (-) nga Linjat e Interkonjeksionit	D	296,337	260,325	257,566	287,271	252,483	125,546	94,747	69,524	117,384	**1,761,183**
Importi (+) nga Linjat e Interkonjeksionit	R	133,112	187,286	214,751	255,012	141,967	225,720	249,151	268,891	244,255	**1,920,144**
Balanca (Total Interkonjeksioni)	11=(R-D)	163,225	73,039	42,815	32,259	110,516	(100,174)	(154,404)	(199,367)	(126,871)	**(158,961)**
Energjia Totale në Marrje	12=(1+2+3+4+5+6+7+8+9+10+R)	1,043,146	896,058	875,539	821,446	775,991	721,516	830,840	772,168	660,873	**7,397,578**
Humbjet në Rrjetin e Transmetimit (përfshirë Nevojat Vetjake)	13	22,608	17,520	17,149	17,399	16,130	13,854	16,412	15,649	12,894	**149,615**
Humbjet në Rrjetin e Transmetimit %	14=13/12	2.17	1.96	1.96	2.12	2.079	1.92	1.98	2.03	1.951	**2.02**
Energjia Totale në Dhënie	15=(12-13)	1,020,538	878,538	858,390	804,047	759,861	707,663	814,427	756,519	647,979	**7,247,963**
Transmetuar në Linjat e Interkonjeksionit	16=D	296,337	260,325	257,566	287,271	252,483	125,546	94,747	69,524	117,384	**1,761,183**
Transmertuar tek Klientët e Kualifikuar		36,554	31,249	50,416	58,814	63,498	62,492	65,728	32,717	29,929	**431,396**
EL220-L220KURUM/337		4,874.2	4,501	23,996	24,673	23,274	25,737	24,397	1,319	278.85	**133,052**
F.ARRES-T3/653					1,464	1,528	1,473	1,478	1,648	1,438.99	**9,030**
Titan T1,T2		9,587.6	9,037	4,561	8,997	10,364	10,143	10,428	7,767	3,684.75	**74,571**
FUSHE KRUJE 220kV-T2/058		5,383.0	707	2,988	9,172	10,809	9,629	5,599	4,064	6,817.58	**55,170**
N/ST 220/6,3Colacent-T1/336		145.3	1,023	1,734	1,746	2,181	592.8	1,492	1,131	1,230.79	**11,276**
N/ST i GSA EL 110kV-T1/694		8,955.8	8,466	8,959	2,772	162	161	7,282	8,432	8,297.62	**53,489**
N/ST i GSA EL 110kV-T2/960		-	-	-	-	-	0	-	-	-	**0**
N/ST I CWI Albania T1/148		466.1	395	531	416.79	572	557	562	396	519.06	**4,415**
N/ST i AES EL 110kV-T1/690		158.5	22	-	2,414	7,298	7,073	7,277	7,122	2,267.81	**33,632**
N/ST I AES EL 110kV-T2/692		-	118	147	60	2	0	-	-	4,723.15	**5,050**
HEC Moglice T1,T2,T3		1.4	1	1	1	0.83	6.60	0.7	0.27	0.68	**13**
HEC Peshqesh-T1/633		0.9	9	5	4.99	6	25	38	38	23.05	**150**
Spv Blue 1 T1/139						4	14	19	21	22.68	**81**
Nova Sola Tr 1/322								4	27	30.99	**62**
Lajthiza T1/742		14.4	22	17	26.34	21	228	440	619	459.49	**1,848**
HEC Ashta1-T1,HEC Ashta2-T1,		-	-	0.11	0.00	0	0.19	-	-	0.07	**1**
HEC Banje T1,T2		10.8	12	20	19.25	19	20.50	15	15.0	20.84	**153**
HEC Fang-T1,T2.		1.300	35	48	24.5	22	23	45	43.9	35.48	**277**
Gjenerim KURUM		1.296	5	16	8.59	9.84	19	18	16.57	22.87	**116**
FERRO KROM-F1,F2,F3,F4		6,952.9	6,896	7,392	7,013	7,223	6,789	6,634	56	54.06	**49,010**
Transmetuar në rrjetin e Shpërndarjes		**687,647**	**586,964**	**550,408**	**457,962**	**443,881**	**519,626**	**653,952**	**654,278**	**500,667**	**5,055,384**
Transmetuar në rrjetin e Shpërndarjes 110 kV		599,909	512,591	482,164	400,726	392,970	459,925	583,551	586,728	446,743	**4,465,307**
Transmetuar në rrjetin e Shpërndarjes 35 kV		43,519	36,186	33,063	29,398	25,907	32,412	38,243	36,528	28,774	**304,030**
Transmetuar në rrjetin e Shpërndarjes 6, 10, 20 kV		44,219	38,186	35,181	27,838	25,004	27,288	32,158	31,022	25,150	**286,047**

Burimi: OST sha

PARAQITJA SKEMATIKE E FLUKSEVE TE ENERGJISE NE SISTEMIN ELEKTRO-ENERGJITIK SHQIPETAR VITI 2024 (MWh)

Energji e lëvruar nga HEC-et e KESH sha	Energji e levruar nga prodhuesit me përparesi lidhur ne OST (kontrate me FTL)	Energji e levruar nga H/C ASHTA lidhur ne OST (kontrate me FTL)	Energji ne hyrje nga Interkonieksioni
3,304,138	703,999	175,699	1,920,144

Energji e levruar nga HEC et Priv/konc lidhur ne OST (Prodhues ne treg te liberalizuar)

Kurum	Banje	Moglice	Fangu	Spv Blue 1	Nova Solar	Peshqesh	Qami
269,636	131,931	241,605	166,539	53,325	13,113	71,200	2,757

7,331,138 — ENERGJI HYRESE NE RRJETIN E TRANSMETIMIT

343,490

Neto (Selit)	HC.Priv/Kon + Centrale Fotovoltaikë ne Rrjetin e OSSH
11,719	699,247

710,966

Humbje + Konsum ne Transmetim	Konsumi i klienteve në treg të hapur te lidhur ne Transmetim	Energji ne dalje nga Interkonieksioni
149,615	431,396	1,761,183

Energji e tranmetuar direkt ne rrjetin e OSSH	Energji e transmetuar ne rrjetin e Shperndarjes nga OST
367,476	4,988,944

5,356,420 — ENERGJI HYRESE NE RRJETIN E SHPERNDARJES

ENERGJI E KONSUMUAR NE RRJETIN E SHPERNDARJES

Konsumuar Klientet lidhur në OST	431,396	581,011
onsumuar nga OST (humbje +nevoja vetiak	149,615	
	581,011	

ENERGJI E KONSUMUAR NE RRJETIN E TRANSMETIMIT

5,937,431 — ENERGJI E KONSUMUAR NE SHQIPERI

LEGJENDA	
FSHU	FURNIZUES I SHËRBIMIT UNIVERSAL
FMF	FURNIZUES I MUNDËSISË SË FUNDIT

Burimi: OST sha; KESH sha; OSSH sha; FSHU sha; FTL sha; (OSHEE Group sha)

PRODHIMI GJATE VITIT 2024 NGA CENTRALET E LIDHURA NE RRJETIN E TRANSMETIMIT (MWh)													
CENTRALI PRODHUES	MW	SUBJEKTI	LIDHJA	JANAR	SHKURT	MARS	PRILL	MAJ	QERSHOR	KORRIK	GUSHT	SHTATOR	9- MUJORI
HEC "Fierze"	500.000		220 kV										
HEC "Koman"	600.000	"KESH" sha	220 kV	461,940	434,525	312,293	230,865	333,613	349,424	478,833	408,397	294,248	3,304,138
HEC "V. Dejes"	250.000		220 kV										
Tec Vlora	98.000	"KESH" sha	220 kV										
	1,448.000												*3,304,138*
HEC "Ulez"	25.200		110 kV										
HEC "Shkopet"	24.000	"Kurum International" sh.a.	110 kV	47,623	36,678	34,155	40,512	31,148	22,427	22,044	19,100	15,949	269,637
HEC "Bistrica 1"	22.500		110 kV										
HEC "Bistrica 2"	5.000		110 kV										
HEC"Peshqesh"	28.000	"Ayen As Energji"sha	220 kV	17,478	8,763	13,692	12,207	10,014	3,162	1,369	1,101	3,413	71,200
HEC"Fangu"	74.600		220 kV	45,494	23,264	15,108	25,046	24,409	19,663	6,020	5,451	2,084	166,539
HEC "Banje"	73.000	"Devoll Hydropower" sha	110 kV	25,295	20,166	19,747	15,855	19,032	8,291	8,757	8,757	6,031	131,931
HEC "Moglice"	184.000	"Devoll Hydropower" sha	111 kV	55,232	39,392	42,313	25,222	28,288	18,209	8,068	7,894	16,987	241,605
HEC Qami-1	1.730	"Lajthiza Invest "shpk		628	280	624	521	416	158	68	27	34	2,756
Spv Blue 1				-	-	-	-	3,343	10,657	15,709	13,543	10,072	53,324
Nova Solar				-	-	-	-	-	-	854	6,391	5,869	13,114
	438.030												950,105
HEC "Ashta"	48.200	"Energji Ashta" shpk	110 kV	29,506	23,646	19,871	15,359	18,185	15,060	20,207	17,545	16,319	175,698
													175,698
HEC "Bishnica 2"	2.500	"HEC Bishnica 1,2 "shpk	110 kV	1,581	919	1,125	1,300	1,093	343	208	161	420	7,150
HEC "Dardhe"	5.800	"Wenerg " shpk	110 kV				1,354	1,477	237	14	(12)	71	9,620
HEC"Truen"	2.500	"TRUEN" shpk	110 kV	3,385	1,447	1,647							
HEC"Ternove"	8.385	"TEODORI 2003" shpk	110 kV	1,341	1,141	799	879	710	400	602	1,528	402	7,801
HEC"Gjorice"	29.610	"DITEKO" shpk	110 kV	18,029	13,381	14,589	13,243	11,700	5,457	3,202	3,120	3,592	86,313
HEC "Sllabinje 2C"	3.400		110 kV	1,270	811	1,654	1,855	1,532	522	375	291	890	9,199
HEC ''Sllabinje 2D''	4.885	'Hidropower Elektrik'' shpk	110kV	1,384	693	1,232	1,361	1,078	266	161	77	503	6,753
HEC ''Sllabinje 2E''	3.800		110 kV	2,007	1,008	1,631	1,774	1,579	273	157	116	764	9,308
HEC ''Sllabinje''	13.800	'Power-Elektrik-Slabinje'' shpk	110 kV	5,506	3,234	4,359	4,329	4,107	1,274	746	566	1,889	26,011
HEC"Bele 1"	5.000	"Euron Energy" shpk											
HEC"Topojan 2"	5.800												
HEC"Bele 2"	11.000	"Alb-Energy" shpk	110 kV	18,863	12,851	16,084	19,841	19,381	7,163	2,630	163	1,903	98,879
HEC"Topojan 1"	2.900												
HEC"Orgjost I Ri"	4.800	"Energal" shpk											
HEC "Cerruje-1"	2.300												
HEC "Cerruje-2"	2.800	"Energy partners Al" shpk	110 kV				2,618	2,280	395	(10)	(10)	485	11,376
HEC "Rrupe"	3.600			2,734	724	2,160							
HEC "Rapuni 1,2"	8.100	"C & S Construction Energy" shpk	110 kV	5,256	3,406	4,759	4,862	3,670	953	35	(12)	1,249	24,178
HEC "Rrapuni 3,4"	8.850	"C & S Energy" shpk	110 kV	4,942	2,854	4,146	3,709	2,839	922	408	307	910	21,037
HEC"Llapaj"	13.620	"Gjo-Spa POWER"shpk	110 kV	5,765	3,130	5,921	7,795	6,331	1,853	654	369	825	32,641
HEC"Lengarice"	8.940	"Lengarica & Energy" shpk	110 kV	4,656	2,928	5,400	2,493	1,464	328	157	43	340	17,809
HEC"Lura 1"	6.540		110 kV										
HEC"Lura 2"	4.020	"Erdat Lura" shpk	110 kV				5,104	3,834	641	104	78	1,420	27,094
HEC"Lura 3"	5.660		110 kV	7,173	2,988	5,752							
HEC"Malla"	5.455	"Gjurr Rec" shpk	110 kV	2,270	1,077	1,933	1,637	1,287	137	(17)	(16)	333	8,641
HEC ''Prella ''	14.970	"Prelle Energji"	110 kV	6,318	1,592	5,767	4,789	3,948	676	(9)	15	2,345	25,441
HEC ''Cemerica 1''	0.88		110 kV										
HEC ''Cemerica 2''	1.08	"REJ ENERGY" shpk	110 kV				1,672	782	128	(13)	(14)	89	8,896
HEC ''Cemerica 3''	2.1		110 kV	2,316	1,621	2,315							
HEC ''TUÇ''	4.47	MC Inerte Lumzi	110 kV				3,031	2,153	842	98	386	749	18,428
HEC ''Lumzi''	11		110 kV	5,612	2,148	3,408							
HEC ''Denas''	14.5	"Denas Power" shpk	110 kV	5,909	3,688	5,714	3,915	2,065	597	290	78	458	22,713
Llënga ''1''	1.73		110 kV										
Llënga 2	0.3	"HEC LLËNGË" sh.p.k	110 kV				1,493	1,136	239	2	24	671	7,748
Llënga 3	1.5		110 kV	1,627	940	1,616							
HEC Shpella Poshte 2	2.3	Liria Energji shpk	110 kV	1,906	869	1,209	1,405	1,030	275	141	99	418	7,351
HEC Germani 1	4.8	SA'GA-MAT shpk	110 kV				1,376	922	147	(2)	2	241	7,027
HEC Germani 2	1.5		110 kV	2,124	855	1,362							
HEC Lashkiza 1	4.076	HEC Lashkiza shpk	110 kV				742	622	179	9	(8)	11	4,166
HEC Lashkiza 2	0.882		110 kV	1,160	615	836							
HEC Seta 1+2	7.454		110 kV										
HEC Seta 3	2.722	"Hydro Seta" sh.p.k	110 kV				4,519	3,427	947	(25)	(26)	1,165	24,321
HEC Seta 4	4.724		110 kV	6,362	3,220	4,733							
HEC Darsi 1,2	14.963	Henz Energy shpk	110 kV	7,202	2,769	3,731	4,448	3,216	648	14	(9)	749	22,768
HEC Egnatia	5	REMI shpk	110 kV	1,937	879	1,283	1,119	1,125	480	263	168	229	7,483
HEC Seka & Zais/684	14.96	SEKA Hydopower shpk	110 kV	9,701	5,365	9,523	8,768	7,598	2,127	474	308	4,071	47,936
HEC ARSTI	3.13	Hec Arsti shpk	110 kV	2,440	1,467	1,887	1,444	1,325	472	203	130	261	9,628
HEC KASKADA GJADER T1/344	24.9	S.P.E. Gjader shpk	110 kV	4,574	1,603	4,112	3,791	3,186	182	(29)	(29)	1,292	18,682
HEC-et Dragobia&Ceremi/686	21.9	Dragobia Energy shpk	110 kV	5,672	4,781	7,029	9,657	6,330	2,774	968	22	1,188	38,420
HEC Veleshica 1,2	13.9	"Kalisi Hydropower"shpk	110 kV	2,059	1,204	2,121	7,375	10,412	4,350	244	(19)	1,437	29,183
	353.806			153,079	86,206	129,836	133,699	113,638	36,227	12,054	7,893	31,369	704,001

E VITIT 2023 NGA CENTRALET E LIDHURA NE RRJETIN E SHPERNDARJES (MWh)													
HECET DHE KAPACITETI	MW	SUBJEKTI	LIDHJA	JANAR	SHKURT	MARS	PRILL	MAJ	QERSHOR	KORRIK	GUSHT	SHTATOR	9- MUJORI
HEC"Lanabregas"	5.000	"Hec Lanabregas" sha	35kV	2,114	1,880	1,799	1,828	1,999	838	511	348	402	11,719
HEC "Lenie"	0.400	"EMIKEL 2003" sh.p.k	10kV	280	263	281	263	284	192	136	110	216	2,024
HEC "Çorovode"	0.200		10kV	107	92	117	105	88	20	0	0	22	551
HEC "Smokthine"	9.200	"Albanian Green Energy" sh.p.k	35 kV	3,740	2,643	3,498	3,093	2,784	2,038	1,578	1,373	1,358	22,103
HEC "Bulqize"	0.600		10kV	146	90	115	142	123	77	57	48	50	849
HEC "Homesh"	0.395		10kV	68	50	53	51	53	22	0	0	13	309
HEC "Zerqan"	0.625		6kV	145	151	170	159	152	119	95	76	81	1,147
HEC "Arras"	4.800		20kV	2,524	2,427	2,296	2,277	1,951	621	22	0	601	12,720
HEC "Orgjost"	1.200		10kV	735	664	674	725	762	372	173	61	80	4,245
HEC "Lekbibaj"	1.400		10kV	482	770	794	755	739	669	258	126	475	5,068
HEC "Dukagjin"	0.640		10kV	160	154	179	226	274	243	271	297	275	2,080
HEC "Marjan"	0.200		10kV	0	0	0	0	0	0	0	0	0	0
HEC "Lozhan"	0.100		10kV	72	57	74	56	37	4	0	0	0	301
HEC "Barmash"	0.830		10kV	216	157	232	121	86	16	0	0	0	827
HEC "Treske 2"	0.250	"Balkan Green Energy" shpk	10kV	117	99	120	98	68	21	0	0	0	524
HEC "Nikolice"	0.700		10kV	270	215	274	221	201	117	68	33	10	1,409
HEC "Funares"	1.920		10kV	856	857	905	858	775	287	0	12	169	4,719
HEC "Lunik"	0.200		10kV	143	143	140	132	132	31	0	0	15	736
HEC "Kerpice"	0.420		6kV	31	69	63	69	71	72	73	70	56	574
HEC "Ujanik"	0.630		10kV	175	148	149	131	115	47	0	0	3	769
HEC "Borsh"	0.250		6kV	86	118	114	91	76	52	45	34	31	647
HEC "Leshnice"	0.380		10/6kv	74	65	118	67	53	32	12	0	0	422
HEC "Velcan"	1.200		10kV	528	253	504	479	489	131	18	0	167	2,569
HEC "Muhur"	0.250		6kV	71	65	58	74	63	14	0	0	20	365
HEC "Rajan"	1.020		10kV	406	307	480	218	156	31	0	0	0	1,598
HEC "Lure"	0.750		10kV	51	147	162	114	24	0	0	0	13	509
HEC "Gjanç "	3.700	"Spahiu Gjanç" sh.p.k.	35 kV	0	0	0	0	94	1,471	1,477	1,106	87	4,235
HEC "Bogove"	2.500	"Wonder power" sha	35 kV	1,225	558	1,347	1,054	903	230	33	0	307	5,658
HEC "Xhyre"	0.570	"Amal" sh.p.k	10kV	232	206	212	195	209	142	87	53	51	1,387
HEC "Stranik"	4.600	"Hidro Invest 1" shpk	35kV	2,367	1,427	1,630	1,361	1,220	259	0	0	0	8,265
HEC "Zall Tore"	3.000		35kV	1,914	1,257	1,326	1,122	1,159	455	198	97	329	7,855
HEC "Klos"	1.950	"Malido-Energji" shpk	6kV	628	321	349	318	352	114	0	0	0	2,083
HEC "Borje-Oreshke"	1.500	"HIDROALBANIA Energji" shpk	35kV	2,650	1,840	2,585	3,334	3,097	1,330	461	246	457	15,998
HEC "Cernaleve "	2.950		35kV	1,134	769	1,101	1,429	1,227	492	233	154	136	6,674
HEC "Cernaleve 1"	3.270		35kV	1,284	860	1,194	1,585	1,354	552	266	168	199	7,462
HEC "Murdhar 1"	2.680	"HydroEnergy "shpk	10kV	1,510	545	1,242	741	1,167	230	18	63	176	5,691
HEC "Murdhar 2"	1.000		10kV	974	364	795	449	561	135	11	38	103	3,430
HEC "Dishnice"	0.200	"Dishnica Energji" shpk	10kV	46	48	92	67	50	21	11	5	6	346
HEC "Lubonje"	0.300	"Elektro Lubonja" shpk	10kV	146	81	119	61	46	7	0	0	0	459
HEC "Peshk"	3.430	"Koka & Ergi Energy Peshk" shpk	35kV	1,861	1,140	1,887	1,482	1,196	351	33	57	307	8,314
HEC "Labinot –Mal"	0.250	"Ansara Koncension" shpk	6kV	43	39	36	38	38	18	5	0	0	218
HEC "Pobreg"	12.300	"Energy Plus" shpk	35kV	6,461	3,431	5,312	6,787	6,518	1,784	205	58	710	31,266
HEC "Vlushe"	14.200	"Hec Vlushe " shpk	35kV	6,263	2,958	7,200	4,821	2,766	618	152	0	968	25,746

HEC"Belesova 1"	0.150	”Korkis 2009” shpk	6kV	0	0	0	0	0	0	0	0	0	0
HEC "Faqekuq 1,2"	6.400	”HP OSTROVICA ENERGY” shpk	35kV	2,064	1,222	2,084	2,617	1,403	326	79	0	372	10,168
HEC"Shemri"	1.000	”Erald Energjitik” shpk	10	426	157	305	247	224	5	0	0	0	1,364
HEC"Mgulle"	0.280		10kV	267	224	248	230	233	12	0	0	2	1,215
HEC"Kryezi 1"	0.600	”Bekim Energjitik” shpk	10kV	705	349	572	414	399	0	0	0	33	2,473
HEC"Selishte"	2.000	”Selishte” shpk	35kV	1,088	590	923	810	615	186	84	10	35	4,343
HEC”Carshove”	1.500	”ERMA MP” shpk	10kV	503	378	593	230	103	21	0	0	22	1,849
HEC”Ura e Dashit”	1.200		10kV	1,662	878	1,742	957	494	41	30	14	86	5,903
HEC”Gizavesh”	0.500	”Dosku Energy” shpk	10kV	0	0	0	0	0	0	0	0	0	0
HEC “Koka 1”	3.200	”Snow Energy” shpk	35kV	907	394	853	645	523	65	3	0	41	3,431
HEC “Stravaj”	3.600	”Stravaj Energji” shpk	35kV	2,111	1,223	1,471	1,334	1,231	368	53	22	381	8,195
HEC”Picar 1”	0.200	”Peshku Picar 1” shpk	6kV	55	60	89	67	48	33	21	10	0	383
HEC”Vertop”	1.520	”Hydro Salillari Energy ”shpk	35kv	310	169	293	262	297	136	10	0	47	1,524
HEC”Martanesh”	10.500	”Albanian Power” shpk	35kV	2,951	1,608	3,071	2,151	1,869	375	0	8	356	12,389
HEC”Verba 1,2”	5.000	”Hydro power Plant Of Korca” shpk	35kV	815	390	827	1,394	1,149	325	151	81	710	5,843
HEC”Fterra”	1.080	”HYDROBORSH” shpk	35kV	902	647	956	733	653	498	439	388	353	5,568
HEC”Ostren i Vogel”	0.320	”Lu & Co Eco Energy 2011” shpk	10kV	111	107	113	109	107	81	58	59	51	796
HEC”Kozel”	0.500	”E.T.H.H. ”shpk	10kV	142	109	114	105	53	0	0	0	0	523
HEC”Helmes 1”	0.800		10kV	426	251	451	248	126	10	0	0	0	1,513
HEC”Helmes 2”	0.500		10kV	241	152	232	150	87	22	0	0	0	886
HEC”Qafezeze”	0.400	”Caushi -Energji” shpk	10kV	584	541	611	407	275	58	21	18	47	2,561
HEC”Trebisht”	1.775	”SA-GLE Kompani ”shpk	10kV	616	397	598	579	444	20	18	0	0	2,672
HEC”Mollaj”	0.600	"Energji Xhaci" shpk	10kV	143	124	138	67	48	0	0	0	0	520
HEC”Tucep”	0.400	”Tucep” shpk	10kV	299	286	292	290	291	234	196	233	214	2,334
HEC”Treska4”	3.600	”Hec-Treska”shpk	35kV	1,602	1,062	1,671	847	673	381	215	156	248	6,853
HEC”Treska3”	0.400		35kV	197	152	222	134	89	43	19	10	41	907
HEC”Treska 2T”	0.620		35kV	391	280	426	264	198	106	52	36	53	1,806
HEC”Sotire 1 & 2”	2.200	”Hydro Energy Sotira”shpk	35kV	642	347	549	666	648	310	51	24	106	3,343
HEC”Shutine”	2.400	”Shutina energji”shpk	10kV	564	345	619	419	344	18	0	0	144	2,452
HEC”Cekrez 1,2”	0.660	”Zall Herr Energji 2011”shpk	6kV	416	412	453	350	362	410	414	397	382	3,595
HEC”Qarr”	1.000	”Hec Qarr & Kaltanj”shpk	35kV	776	581	571	351	289	125	74	124	169	3,059
HEC”Bisak”	1.300	”Bardhgjana” shpk	6kv	665	432	388	422	520	243	35	0	64	2,769
HEC”Shales”	1.080	”Gjoka Konstruksion -	35kV	60	0	0	129	151	25	0	0	0	365
HEC”Strelce”	1.174	Energji” shpk	35kV	598	336	629	620	476	98	0	0	112	2,869
HEC "Shpelle ''	0.400	“Sarolli” sh.p.k	10kV	206	109	187	186	147	37	22	13	39	946
HEC "Bicaj"	3.100	“En.Ku” sh.p.k	10kV	0	0	0	0	0	0	0	0	0	0
HEC "Leskovik 1"	1.072	“Maksi Elektrik” sh.p.k	10kV	44	41	42	39	35	15	0	0	0	215
HEC "Leskovik 2"	1.100		10kV	59	57	62	16	52	29	0	0	0	275
HEC "Orenjë"	0.875	“Juana” sh.p.k	10kV	187	168	149	153	136	65	0	0	0	857
HEC "Tamarë"	0.750	“WTS Energji” shpk	10kV	0	0	0	0	0	0	0	0	0	0
HEC "Benë"	1.000	“Marjakaj” shpk	6kV	124	153	181	162	165	42	0	0	59	885
HEC "Vithkuq" 2		“Favina 1” shpk		0	0	0	0	732	198	0	0	0	931
HEC "Vithkuq"1	2.715	“Favina 1” shpk	35/10kV	1,418	1,252	1,414	1,024	0	0	71	23	288	5,491
HEC "Selca"	1.600	“Selca Energji” shpk	10kV	1,241	1,134	1,259	1,268	1,100	545	0	0	709	7,255
HEC” Kumbull- Merkurth”	0.830	”DN & NAT Energy”shpk	6kV	198	92	212	332	224	43	0	0	99	1,201
HEC "Sasaj"	8.600	“Energo – Sas” shpk	35kV	2,865	2,393	3,065	2,532	2,234	697	435	0	0	14,221
HEC "Tervol"	10.600	"Hec i Tervolit" shpk	35kV	4,953	1,637	4,700	3,505	2,922	592	253	236	1,432	20,229
HEC "Radove"	2.500	"M.T.C. Energy" shpk	10kV	1,293	941	1,434	721	428	234	162	125	223	5,562
HEC"Gurshpat 1"	0.840	"Gurshpat Energy" shpk	10kV	703	579	475	439	554	196	30	44	190	3,209
HEC"Gurshpat 2"	0.830		10kV	816	525	582	510	630	182	47	63	134	3,488
HEC"Bistrica 3"	1.570	"Bistrica 3 Energy" shpk	6kv	917	683	858	748	467	0	344	479	529	5,024
HEC"Hurdhas 1''	1.710	Hydropowerplant Construction shpk	6kV	2,349	1,197	1,852	1,869	1,625	437	36	0	404	9,769
HEC"Perrollaj"	0.500	"Fatlum" shpk	10kV	180	49	76	80	33	0	0	0	0	418
HEC"Koxheraj"	0.620	"Koxherri Energji" shpk	10kv	252	159	251	210	157	72	37	36	54	1,228
HEC"Kacni"	3.870	"Kisi-Bio-Energji" shpk	20kV	1,066	356	786	826	409	135	125	96	236	4,036
HEC"Lena 1"	1.950	"Gama Energy" shpk	35kv	1,095	654	1,299	864	606	64	0	0	0	4,581
HEC"Lena 2"	2.300		35kv										
HEC"Lena 2A"	0.250		35kv										
HEC "Driza"	3.408	"Mesopotam Energy" shpk	35kv	462	290	337	253	225	180	170	133	6	2,055
HEC Strelca 1,2,3	5.349	"Strelca Energy" shpk	35kv	1,306	835	1,463	1,936	1,469	455	228	159	909	8,759
HEC "Ujanik 2"	2.500	"HP Ujaniku Energy" shpk	35kv	1,035	498	813	752	434	32	0	0	274	3,839
HEC "Nishove"	1.360	"Nishova Energy" shpk	35kv	104	88	98	102	112	68	0	0	0	572
HEC "Shtika"	1.300	"Perparimi SK" shpk	10kv	397	255	586	382	257	10	0	0	0	1,887
HEC "Ballenje"	1.900	"Ballenja Power Martanesh" shpk	35kv	485	233	536	351	249	34	0	0	0	1,888
HEC ''Gavran 1''	0.998	"Gavran Energy" shpk	35kv	395	225	270	250	248	74	0	0	71	1,534
HEC ''Gavran 2''	1.215	"Gavran Energy" shpk	35kV	517	291	340	329	300	22	0	0	89	1,887
HEC ''Kasollet e Selces 1''	4.000	"Xhengo Energji" shpk	35kV	1,179	664	989	1,067	934	355	226	173	409	5,996
HEC ''Holta Kabash''	2.200	HEC Kabash Porocan shpk	35kV	1,715	866	2,034	1,493	1,228	288	131	151	546	8,454
HEC ''Holta Poroçan''	3.300		35kV										
HEC ''Lusen 1''	0.315	"Eurobiznes" shpk	35kV	102	70	85	75	50	11	11	0	0	404
HEC ''Ura e Fanit''	1.000	"Ayen As Energji"sha	35kV	499	469	504	550	546	486	362	284	166	3,864
HEC ''Gorice''	1.747	“THE BLUE STAR” sh.p.k	35kV	901	683	1,084	760	503	47	0	0	0	3,978
HEC ''Kabash 1&2''	5.800	"Energji Univers" shpk	35kV	1,181	451	859	659	458	0	0	0	103	3,710
HEC “Tucep 2”	1.7	”DUKA T2” shpk	35kV	423	380	397	408	386	267	176	213	202	2,852
HEC ''Dobrenje Tomorrice''	2.4	DAAB Energy Group shpk	35kV	320	265	365	327	297	103	79	57	181	1,993
HEC ''Razdoll''	0.765	Hidro Vizion shpk (I pa licen	35kV	189	141	342	296	121	108	37	0	65	1,299
HEC ''Dragostunje''	3.1	”HEC-i Dragostunje” shpk	35kV	3,544	952	2,271	2,460	1,605	70	0	0	1,056	11,959
HEC ''Stebleve''	3.4	“PURE ENERGY STEBLEVA” shpk	35kV	469	221	402	339	167	11	0	0	0	1,609
HEC ''Zerec 1''	0.55	"EnRel Hydro" shpk	35kV	840	619	967	700	450	136	25	0	0	3,737
HEC ''Zerec 2''	1.315												
HEC ''Shëngjon 1''	0.651	“EDIANI” sh.p.k.	35kV	465	243	286	264	291	109	16	0	0	1,675
HEC ''Shëngjon 2''	0.356												
HEC ''Blaç''	1.3	“BLAC ENERGY” sh.p.k	35kV	97	36	114	328	225	35	0	0	43	879
HEC ''Qarrishtë''	0.3	"IDI-2005" SHPK	35kV	146	79	170	194	150	22	0	0	16	776
HEC ''Vendresh''	0.456	"HP VENDRESH ENERGY"	35kV	99	59	116	74	74	0	0	0	0	422
HEC "Antena"	1.105	"DERBI-E" shpk	35kV	493	161	299	331	166	0	0	0	18	1,467
HEC "Kamenicë"	0.973	HP Kamenica shpk	10kV	507	325	389	290	185	64	19	0	32	1,813
HEC "Qytezë"	0.9	Muso Hc Qytezë	10kV	365	274	360	270	197	77	35	17	29	1,623
HEC ''Marjan Gura e Vesheve''	0.63	Marituda Shpk	10kV	157	87	135	198	185	56	1	0	0	820
HEC ''Skatinë''	2.677	Skatine- Hec Shpk	10kV	1,042	360	612	487	304	32	5	0	9	2,851
HEC ''Kaparjel''	0.2	ABV Konstruksion Shpk	10kV	36	56	73	59	42	0	0	0	0	266
HEC ''Letaj''	0.54	Asi-Tre Shpk	10kV	147	77	130	118	75	25	14	11	27	624
HEC ''Nice''	2.27	MP-HEC Shpk	35kV	283	146	206	129	183	65	38	29	41	1,120
HEC ''Meshurdhe''	1.3	SIMA-Com Shpk	10kV	1,144	687	1,010	826	674	96	6	0	201	4,645
HEC ''Thanez''	2	AFRIMI K Shpk	35kV	1,263	516	845	759	820	95	13	1	74	4,385
HEC ''OSOJE''	1.9	OSOJA HPP shpk	35kV	1,382	917	1,335	882	601	252	135	132	219	5,856
HEC ''Voskopoje''	1.9	FAVINA 1 shpk	35kV	1,009	654	910	580	333	146	100	79	132	3,944
HEC ''Nderfushas ''	1.125	'SGD Energy '' shpk	35kv	227	108	243	203	116	15	0	0	0	911
HEC ''Rreshen''	0.38	Nikolli Energy shpk	10kV	143	128	147	164	140	83	26	0	110	942
HEC ''Gurra''	0.5	Uleza Ndertim shpk	6kV	129	115	121	114	117	92	0	35	63	785
HEC ''Vile''	1.994	Hydro Power Panariti shpk	35kV	925	555	894	478	243	64	34	1	171	3,364
HEC ''Dukona''	0.800	Dukona shpk	20kV	72	18	103	78	62	10	1	0	17	361
HEC ''Prevalli''	1.750	Gega-G shpk	35kV	1,172	674	1,085	965	759	184	54	25	86	5,005
HEC ''Camerice''	0.800	Rei Energy shpk	35kV	831	757	826	761	264	0	0	43	112	3,594
HEC ''Stror''	2.000	Era Hydro shpk	35kV	1,692	1,003	1,635	1,231	1,040	148	9	50	521	7,328
HEC ''Mivas''	1.940	Elva 2001 shpk	35kV	535	473	838	569	478	58	0	0	72	3,022
HEC ''Spathare''	1.038	Lucente koncensionare shpk	10kV	591	429	177	173	94	90	4	0	0	1,558
HEC ''Miraka''	0.600	Kuarci Blace shpk	10kV	251	108	135	135	90	0	0	0	28	747
HEC ''Shengjun''	2.000	Irarba Energji shpk	10kV	373	103	0	317	322	207	70	0	75	1,468
HEC ''Dobrunje''	0.840	W.T.S. Energji shpk	10kV	293	349	460	466	298	121	0	0	89	2,077
HEC ''Muras''	2	Mateo& Co shpk	10kV	1,252	820	1,168	1,208	712	276	4	0	432	5,872
HEC ''Trojet''	0.9	Troijet Energji shpk	10kV	294	364	523	458	188	38	0	0	0	1,866
HEC ''Deni''	0.85	ASI TRE shpk	35kV	285	112	315	218	143	24	0	0	29	1,127
HEC ''Kamican''	1.86	IDI 2005 shpk	35kV	1,110	344	764	723	643	0	0	0	447	4,030
HEC ''Vardar''	1.972	Gerti shpk	35kV	1,635	1,531	1,597	1,543	1,539	209	0	0	0	8,054

HEC "Stavec"	6.52	Koka Ergi Stavec shpk	35kV	4,610	2,793	4,025	3,485	2,681	1,181	531	34	587	19,927
HEC "Kalis"	2.138	ERDY Energy shpk	35kV	1,377	990	1,237	1,109	971	419	164	101	293	6,660
HEC "Gjinar"	0.83	Erdi Gas shpk	10kV	221	99	162	134	118	42	26	22	76	901
HEC "Backa 1"	3.36	Kroi Mbret shpk	35kV	2,397	1,195	2,597	1,732	1,060	54	0	0	194	9,230
HEC "Plepi"	2.28	Domi Tec shpk	35kV	377	218	359	318	254	89	45	28	30	1,717
HEC "Zall Xhuxhe 1 &2"	4.7	Hec Zall Xhuxhe shpk	35kV	1,347	469	766	804	699	207	9	3	67	4,371
HEC "Pishat"	1.911	GRRENTECH ENERGY SYS	35kV	62	60	55	71	163	6	0	0	3	421
HEC "Lingjanca1&2"	2.2	"Rei-Energji"shpk	35kV	959	591	602	432	429	133	23	71	246	3,487
HEC "Guri i Zi"	1.719	"Aris Albania"shpk	35kV	469	182	401	351	405	159	0	0	99	2,065
HEC "Drita"	1.98	"Brecani R.O.S.P." shpk	20kV	982	788	1,197	1,202	934	285	49	34	126	5,598
HEC "EME"	0.45	"Hec EME" shpk	6kV	263	105	141	119	130	24	0	0	0	782
HEC "Terfoje"	1.98	"HEC TERFOJA" sh.p.k	10kV	870	762	948	722	1,565	449	120	29	182	5,647
HEC "Borie Lura 1"	1.8	"AGETA" sh.p.k	20kV	421	176	363	536	320	64	0	0	122	2,002
HEC "Mali"	1.49	"TIRANA ENERGJI" sh.p.k	20kV	1,247	1,381	1,058	908	1,038	905	819	670	228	8,253
HEC "Shelli"	1.518	"ARIS ALBANIA" SHPK	35kV	826	363	674	364	273	29	0	0	0	2,529
HEC "Daznjane"	1.518		35kV	370	10	265	469	651	302	0	0	0	2,067
HEC "Vokopola"	2.3	'Vokopola Energji''SHPK	6kV	0	0	0	0	0	25	6	7	7	45
HEC "Shutrej 1&2"	1.97	'ATEANI ENERGY'' SHPK	6kV	597	153	485	467	390	91	10	3	194	2,392
HEC KRONZ	0.43	"LASTER ENERGY" SH.P.K	10kV	188	95	114	100	82	66	105	103	101	955
HEC Bushi	0.25	"BUSHI-LUFI" SH.P.K.	10kV	45	16	36	36	32	1	0	0	0	165
HEC Tuc	4.47	'M.C INERTE LUMZI'' SH.I	35 kV	0	604	596	554	460	82	13	8	50	2,366
HEC Mireshi	1.9	"GERTI" SH.P.K.	10 kV	1,148	591	794	719	534	300	126	52	68	4,331
HEC Zall-Xhuxhe 2	1.254	"HEC ZALL XHUXHË" SH.	35 kV	0	0	0	190	327	68	6	1	63	657
HEC Thirre	1.82	"SANG 1" sh.p.k	20 kV	0	0	0	0	534	54	0	0	8	596
Hec Poleni				0	0	0	0	0	0	2,369	7	0	2,376
Hec Kelcyre				0	0	0	0	0	0	0	0	15	15
Hec Valbone				0	0	0	0	0	0	0	270	109	378
				140,828	86,917	130,425	114,831	96,439	32,911	16,543	10,373	26,387	655,654
	334												
CENTRAL FOTOVOLTAIK	MW	SUBJEKTI	LIDHJA	JANAR	SHKURT	MARS	PRILL	MAJ	QERSHOR	KORRIK	GUSHT	SHTATOR	9-MUJORI
Seman – 2	2	"SEMAN2SUN" sh.p.k	35 kV	215	271	308	345	461	440	477	429	344	3,290
Topojë	2	"SONNE" sh.p.k	35 kV	213	269	300	344	457	436	469	427	341	3,256
Topojë 2	2	"AED SOLAR" sh.p.k	35 kV	213	268	300	341	457	436	473	426	340	3,253
Topojë (Sheq Marinas)	2	"AGE SUNPOWER" sh.p.k	35 kV	212	268	309	342	457	436	472	427	341	3,265
Topojë (Sheq Marinas) 2	2	"SEMAN SUNPOWER" sh.p	35 kV	214	271	311	348	464	441	481	432	344	3,306
Seman1solar	2	" SEMAN1SOLAR " sh.p.k	35 kV	227	277	311	347	442	413	451	412	337	3,215
ES 2019 sh,p,k	2	ES 2019 sh,p,k	35 kV	244	308	361	387	487	459	503	458	374	3,580
SMART WATT sh,p,k	2	SMART WATT sh,p,k	35 kV	248	306	356	381	481	454	495	450	370	3,541
Tren Bilisht	2	" RTS " sh.p.k	35 kV	183	268	304	401	345	410	438	444	341	3,135
STATKRAFT Renewbles albani PV Lundrues banje	2	"STATKRAFT"	35 kV	46	66	84	72	118	294	300	266	167	1,412
Pv -Plug	2	"AEE" sh.p.k	10 kv	176	237	300	390	442	441	496	478	378	3,337
Korca Photovoltaic Park Shpk/920	2	Korca Photovoltaic Park Shp	35 kV	190	273	307	407	337	389	442	453	340	3,139
NTSP Shpk/944	2	NTSP Shpk	35 kV	190	275	306	405	351	414	434	448	343	3,167
Sun Beat System Shpk/921	2	Sun Beat System Shpk	35 kV	194	271	304	404	335	416	448	451	344	3,168
Tren Sun System Shpk/919	2	Tren Sun System Shpk	35 kV	194	278	309	410	340	420	452	454	348	3,207
ERENI SOLAR	2	ERENI SOLAR shpk 35 kv	35 kV	250	348	389	518	443	541	579	576	423	4,068
GREEN ENERGY BILISHTI	2	GREEN ENERGY BILISHTI	36 kV	218	318	368	512	432	536	575	578	436	3,973
Total	34			3,427	4,572	5,228	6,353	6,850	7,376	7,984	7,610	5,912	55,312
EZ-5 Solar Park	10	EZ-5 Solar Park	35 kV	587	782	976	1,130	1,441	1,476	1,680	1,514	1,110	10,695
EZ-5 Solar Park		EZ-5 Solar Park	35 kV	407	544	690	844	1,082	1,133	1,257	1,073	769	7,797
FV ALBSOLAR	2	"ALBSOLAR" SH.P.K.	35 kV	185	270	295	366	451	460	553	505	380	3,465
FV SUN ENERGY SOLUTIONS	2	"SUN ENERGY SOLUTION	35 kV	229	306	368	396	504	481	527	476	381	3,666
"2 T & 2 B 1979"sh.p.k.	1.95		10 kV	0	487	321	378	451	430	436	402	318	3,222
SUN POWER 2017 SH.P.K	2			0	0	0	0	0	0	-	159	318	477
SUN AVENUE SH.P.K	2			0	0	0	0	0	0	-	174	315	489
BIGWIND SH.P.K	2			0	0	0	0	0	0	-	158	282	440
HYDROPOWER SH.P.K	2			0	0	0	0	0	0	-	164	295	459
CONSTRUCTION ENERGY PARTS (C.E.P) SH.P.K	2			0	0	0	0	0	0	-	176	318	494
DIMAX SH.P.K	2			0	0	0	0	0	0	-	177	319	496
"ALB SUN ENERGY"Sh.p.k	2			0	0	0	0	0	0	-	101	301	402
IDI 2005Sh.p.k	2			0	0	0	0	0	0	-	475	336	810
FU-GENSH.P.K	2			0	0	0	0	0	0	-	0	271	271
"MAGNA SOLAR POWER" Sh.p.k				0	0	0	0	0	0		0	166	166
5GX ENERGY/3484				0		0	0	0	0	-	0	610	610
Prodhim i injektuar nga Veteprodhuesit 35 kV. Treg te Parregulluar, PRO FIX/940			35 kV	0	0	19	28	26	60	66	59	28	285
Prodhim i injektuar nga Veteprodhuesit 20 kV. Treg te Parregulluar			20 kV	0	0	25	17	34	289	300	279	209	1,152
Zbatim i vendimit te ERE, Nr.19; 20; 21; 22, date 19.02.2024.			35 kV	0	0	3,172	0	0	0	-	0	0	3,172
Tot ne treg te lire	34			1,407	2,389	5,864	3,158	3,989	4,329	4,818	5,889	6,727	38,570
				4,833	6,961	11,092	9,511	10,839	11,705	12,803	13,499	12,639	93,882
"KARAVASTA SOLAR" sh.p.k ***	140	Centrali Fotovoltaik me vendndodhje në zonën e Remasit – Karavasta, Lushnjë dhe Libofshë, Fier	220 kV	9,699	15,016	20,684	26,190	32,218	31,845	32,168	29,151		196,972
"KESH" sh.a ***	5.143	Central Fotovoltaik i Digës së Qyrsaqit, Vau i Dejës	221 kV	368	450	561	717	756	805	885	637		5,179
	193												
													5,883,478

Kapaciteti Instaluar i gjithe prodhuesve në prodhim	2,815	MW

*** Përshire si sasi energjie në prodhimin neto të KESH sha, sipas kontatës përkatëse

Burimi: OST sha; KESH sha; OSSH sha; FSHU sha; FTL sha; (OSHEE Group sha)

NIVELI I FIERZES 1991-2024

	Janar	Shkurt	Mars	Prill	Maj	Qershor	Korrik	Gusht	Shtator	Tetor	Nentor	Dhjetor
1991	254.4	260.8	268.6	279.9	293.4	296.1	294.0	291.5	289.4	288.3	288.8	285.1
1992	278.0	274.1	268.0	278.8	281.0	279.6	275.2	268.7	263.9	271.4	281.9	280.6
1993	275.2	265.3	264.7	278.5	280.5	277.3	271.0	261.1	253.6	249.9	255.6	270.2
1994	254.4	260.8	268.6	279.9	293.4	296.1	294.0	291.5	289.4	288.3	288.8	285.1
1995	253.8	260.3	262.5	275.3	289.0	288.7	284.5	282.2	288.2	283.8	279.9	287.5
1996	287.1	288.7	286.5	294.7	295.8	293.1	287.6	282.2	285.1	284.3	289.2	291.3
1997	289.4	284.5	281.7	285.2	294.1	292.0	287.0	280.0	272.9	272.4	270.8	277.2
1998	273.7	270.0	265.2	278.9	288.1	287.4	281.8	277.6	276.0	277.1	279.0	277.1
1999	272.7	275.6	281.5	290.5	295.9	293.3	288.3	279.5	271.0	257.6	263.6	276.9
2000	276.4	276.7	276.8	286.9	286.6	280.1	273.5	267.5	261.6	248.4	249.3	252.1
2001	253.6	258.2	275.1	282.9	287.6	283.8	273.7	271.1	269.2	263.6	263.2	252.1
2002	245.3	247.1	252.6	264.0	268.6	271.3	270.1	267.8	274.3	286.1	285.3	284.0
2003	291.1	289.5	286.3	287.0	292.3	290.3	285.9	280.8	276.0	282.6	285.6	283.3
2004	284.7	290.8	293.4	296.0	296.2	296.2	293.1	286.3	281.1	280.0	286.1	288.0
2005	281.2	281.5	293.3	296.1	295.6	294.1	286.7	277.2	266.5	256.9	253.6	279.0
2006	283.5	288.6	294.4	295.9	296.5	295.9	293.8	290.2	285.3	278.7	266.2	256.2
2007	256.1	263.7	272.0	276.8	276.8	274.8	268.5	263.6	261.8	261.1	275.8	282.1
2008	285.1	289.7	290.9	295.5	295.3	295.7	294.3	288.6	283.9	280.9	285.2	286.5
2009	283.6	281.8	283.4	292.5	293.7	292.4	288.0	281.2	276.2	271.6	266.3	280.1
2010	290.1	289.2	293.9	296.0	296.3	294.4	291.8	288.6	284.9	285.2	284.3	287.5
2011	281.6	274.1	275.0	276.6	281.0	286.1	284.7	279.0	273.9	268.2	261.6	264.5
2012	265.8	274.1	262.0	280.2	293.4	294.4	288.4	280.4	261.4	261.6	269.0	276.6
2013	278.3	274.1	294.8	296.9	296.9	294.2	289.7	283.6	280.8	281.4	282.5	276.1
2014	275.1	274.1	274.6	285.3	292.9	294.9	291.7	286.8	285.5	285.0	284.8	286.3
2015	288.7	274.1	292.2	296.3	296.1	293.3	287.5	280.1	272.1	275.4	278.9	275.9
2016	289.9	274.1	291.8	296.5	296.2	295.6	290.5	285.4	283.3	288.4	288.9	281.6
2017	271.5	274.1	280.9	278.7	281.6	272.4	270.2	268.0	271.0	264.6	269.6	289.9
2018	289.7	274.1	295.0	296.5	296.4	296.0	294.0	287.5	277.9	270.2	266.5	267.3
2019	267.3	274.1	272.7	279.9	289.9	292.7	287.6	278.5	274.2	268.6	273.2	275.6
2020	271.6	272.0	283.5	288.6	293.6	291.7	284.6	276.5	273.5	274.1	268.7	272.7
2021	291.7	294.1	292.6	294.3	296.7	291.7	282.7	274.3	271.3	267.7	267.8	275.1
2022	270.7	268.3	260.7	282.5	289.0	288.0	281.5	270.4	271.4	267.9	281.7	291.7
2023	293.2	286.4	291.5	295.6	296.1	296.3	291.4	281.3	270.8	263.5	280.1	284.5
2024	286.5	287.4	287.4	292.6	296.1	294.9	289.4	280.6	271.9			

	Janar	Shkurt	Mars	Prill	Maj	Qershor	Korrik	Gusht	Shtator	Tetor	Nentor	Dhjetor
2024	286.50	287.41	287.42	292.60	296.14	294.89	289.4	280.6	271.9			
Mesatarja	275.50	276.90	279.82	286.48	290.68	289.53	284.98	279.25	275.33	273.34	274.52	277.52
Minimumi	245.3	247.1	252.6	264.0	268.6	271.3	270.1	261.1	253.6	248.4	249.3	252.1
Maksimumi	293.2	294.1	294.4	296.9	296.9	296.2	294.3	291.5	289.4	288.3	289.2	288.0

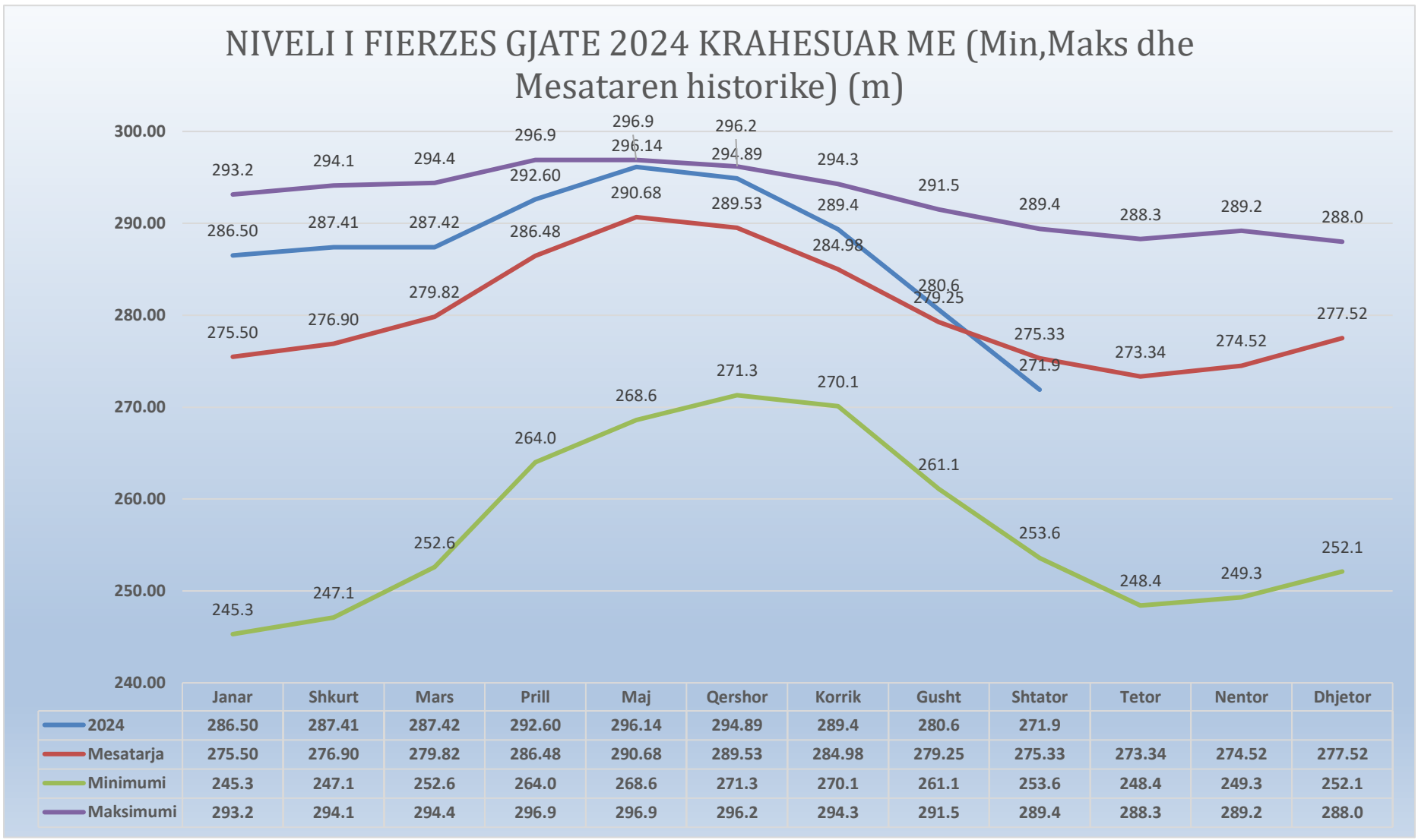

Burimi: KESH sha; OST sha

HUMBJET NE RRJETIN E SHPERNDARJES 2009-2024 MWh)

	2009	2010	2011	2012	2013	2014	2015	2016	2017	2018	2019	2020	2021	2022	2023	2024 (9-mujor)
HUMBJE TEKNIKE NE TL (N/ST)	178,738	163,546	170,937	161,831	201,684	193,208	162,725	155,629	141,707	125,974	117,739	103,729	107,340	93,331	98,166	73,344
HUMBJE TEKNIKE NE ZONAT E OSSH	1,015,450	968,535	814,826	879,616	884,360	908,416	1,203,793	1,190,872	1,106,007	944,587	836,561	828,906	921,330	886,682	892,334	659,962
TOTALI I HUMBJEVE TEKNIKE OSSH	1,194,188	1,132,081	985,763	1,041,447	1,086,044	1,101,624	1,366,518	1,346,501	1,247,714	1,070,560	954,300	932,635	1,028,670	980,013	990,500	733,306
HUMBJE JOTOKNIKE OSSH	922,954	778,815	1,020,432	2,039,227	2,110,575	1,520,312	668,900	447,952	468,802	467,943	528,661	525,106	528,283	477,828	443,774	266,848
TOTALI I HUMBJEVE OSSH	2,117,142	1,910,896	2,006,195	3,080,674	3,196,618	2,621,936	2,035,418	1,794,453	1,716,516	1,538,503	1,482,961	1,457,741	1,556,953	1,457,841	1,434,274	1,000,154

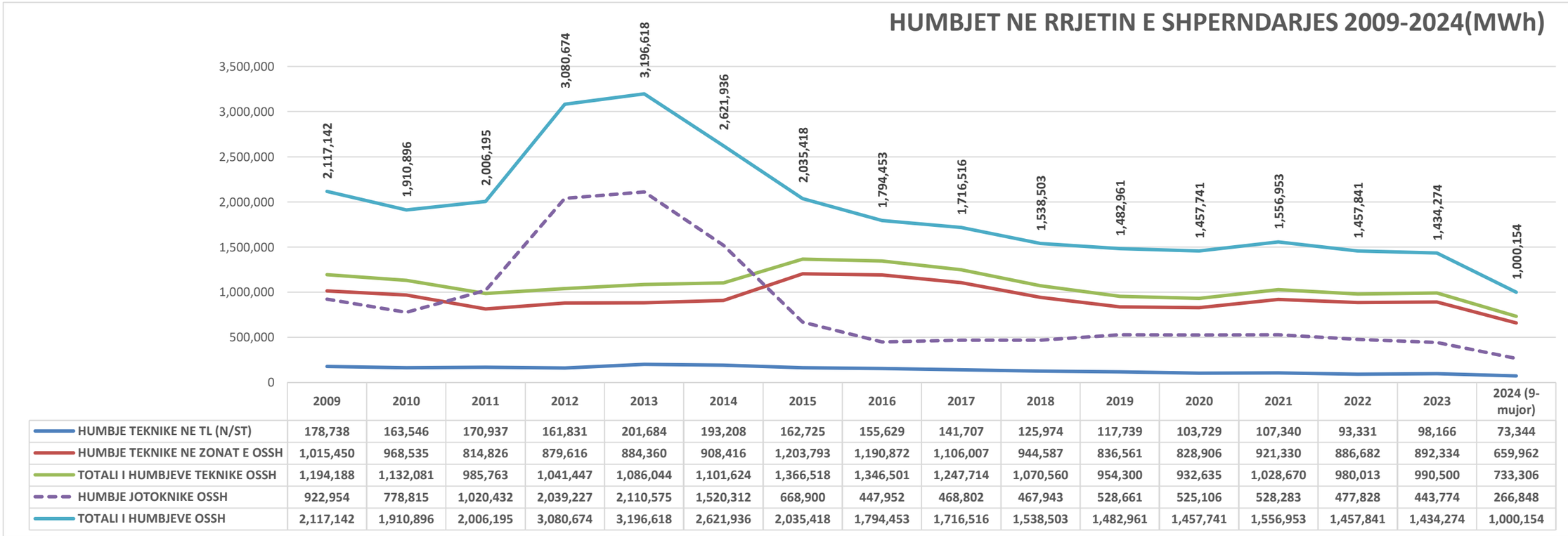

Burimi: OSSH sha / (OSHEE Group sha)

Viti 2014	Te arketueshme	Faturuar 2014	arketimi per faturat e 2014	Arketimi per faturat e 2007-2013	Arketimi total	Te Arketueshme per energjine e faturuar ne vitin 2014	Ndryshimi I gjendjes se Llogarive te arketueshme gjate vitit 2014	Shuarje Detyrimesh me VKM nr 198, dt 03.04.2014
	71,374,447							
		2	5	7	6=5+7	9=(2-5)	10=(2-5-7-a)	a
Janar	72,385,326	4,899,949	3,593,288	295,782	3,889,070	1,306,661	1,010,880	0
Shkurt	73,231,148	4,623,941	1,224,858	2,553,261	3,778,119	3,399,083	845,821	0
Mars	73,905,562	4,645,564	3,226,836	744,315	3,971,150	1,418,729	674,414	0
Prill	70,676,446	4,538,921	3,291,530	680,634	3,972,164	1,247,391	-3,229,116	3,795,873
Maj	71,544,530	4,190,118	3,345,044	374,413	3,719,457	845,074	868,084	(397,423)
Qershor	72,209,337	4,025,464	3,065,523	295,134	3,360,657	959,941	664,807	
Korrik	72,816,893	4,097,547	3,184,902	305,088	3,489,991	912,644	607,556	
Gusht	73,694,774	4,299,885	3,115,141	311,467	3,426,607	1,184,744	877,881	(4,604)
Shtator	72,527,145	4,065,705	3,343,188	1,069,912	4,413,100	722,518	-1,167,630	820,235
Tetor	72,630,240	4,280,796	3,647,110	457,224	4,104,334	633,686	103,095	73,367
Nentor	72,771,144	4,504,528	3,459,192	904,432	4,363,624	1,045,336	140,904	
Dhjetor	71,406,047	4,985,556	4,273,473	2,077,180	6,350,653	712,083	-1,365,097	
Total		53,157,974	38,770,084	10,068,842	48,838,927	14,387,890		4,287,448

FATURIM-ARKETIMET DHE NDRYSHIMI I GJENDJES DEBITORE GJTE VITIT 2015 (000/LEKE)

Viti 2015	Te arketueshme	Faturuar 2015	arketimi per faturat e 2015	Arketimi per faturat e 2007-2014	Arketimi total	Te Arketueshme per energjine e faturuar ne vitin 2015	Ndryshimi I gjendjes se Llogarive te arketueshme gjate vitit 2015	Shuarje Detyrimesh
	71,406,047	2	5	7	6=5+7	9=(2-5)	10=(2-5-7-a)	a
Janar	65,787,460	2	58,385	5,560,203	5,618,588	(58,383)	-5,618,586	0
Shkurt	59,101,173	2	4,241,484	2,444,805	6,686,289	(4,241,482)	-6,686,287	0
Mars	53,303,725	2	4,663,802	1,133,648	5,797,450	(4,663,800)	-5,797,448	0
Prill	47,129,425	2	4,470,298	366,900	4,837,198	(4,470,296)	-6,174,301	1,337,105
Maj	40,663,646	2	4,234,873	504,756	4,739,629	(4,234,871)	-6,465,778	1,726,151
Qershor	36,200,965	2	4,081,633	309,420	4,391,053	(4,081,631)	-4,462,681	71,630
Korrik	31,391,091	2	4,246,167	372,576	4,618,743	(4,246,165)	-4,809,874	191,133
Gusht	26,213,833	2	4,481,964	354,383	4,836,347	(4,481,962)	-5,177,258	340,913
Shtator	21,220,540	2	4,700,033	293,262	4,993,295	(4,700,031)	-4,993,293	0
Tetor	21,053,851	4,683,924	4,541,794	308,818	4,850,612	142,130	-166,689	0
Nentor	21,726,696	4,991,543	4,020,208	298,490	4,318,698	971,335	672,845	0
Dhjetor	22,570,251	5,872,243	4,750,948	277,740	5,028,688	1,121,295	843,555	0
Total		15,547,727	48,491,589	12,225,002	60,716,591	-32,943,862		3,666,932

FATURIM-ARKETIMET DHE NDRYSHIMI I GJENDJES DEBITORE GJTE VITIT 2016 (000/LEKE)

Viti 2016	Te arketueshme	Faturuar 2016	arketimi per faturat e 2016	Arketimi per faturat e 2007-2015	Arketimi total	Te Arketueshme per energjine e faturuar ne vitin 2016	Ndryshimi I gjendjes se Llogarive te arketueshme gjate vitit 2016	Shuarje Detyrimesh
	68,803,189	2	5	7	6=5+7	9=(2-5)		a+b
Janar	69,383,532	5,987,971	11,010	5,396,619	5,407,628	5,976,962	580,343	0
Shkurt	69,618,271	5,445,503	3,744,680	1,455,075	5,199,755	1,700,824	234,739	0
Mars	69,927,158	5,513,517	4,673,435	531,195	5,204,630	840,082	308,887	0
Prill	69,788,727	4,826,977	4,641,557	323,851	4,965,408	185,420	-138,431	0
Maj	67,042,795	4,835,733	4,504,256	276,918	4,781,174	331,477	-2,745,932	2,800,490
Qershor	67,501,589	4,525,728	4,203,847	245,816	4,449,663	321,881	458,794	0
Korrik	68,121,673	5,241,459	4,390,083	231,293	4,621,375	851,376	620,084	0
Gusht	68,364,412	5,309,834	4,799,986	267,109	5,067,095	509,848	242,739	0
Shtator	68,350,354	4,844,483	4,650,851	207,690	4,858,541	193,633	-14,058	0
Tetor	68,499,705	4,834,628	4,480,377	204,901	4,685,278	354,252	149,351	0
Nentor	69,372,496	5,236,378	4,175,054	188,533	4,363,587	1,061,324	872,791	0
Dhjetor	70,720,061	6,410,681	4,854,705	208,411	5,063,116	1,555,976	1,347,565	0
Total		63,012,893	49,129,839	9,537,411	58,667,251	13,883,054		2,800,490

FATURIM-ARKETIMET DHE NDRYSHIMI I GJENDJES DEBITORE GJTE VITIT 2017 (000/LEKE)

Viti 2017	Te arketueshme	Faturuar 2017	arketimi per faturat e 2017	Arketimi per faturat e 2007-2016	Arketimi total	Te Arketueshme per energjine e faturuar ne vitin 2017	Ndryshimi I gjendjes se Llogarive te arketueshme gjate vitit 2017	Shuarje Detyrimesh
	70,720,061	2	5	7	6=5+7	9=(2-5)		
Janar	71,449,571	6,192,711	2,680	5,460,521	5,463,201	6,190,031	729,510	0
Shkurt	71,348,179	5,323,527	3,823,606	1,601,313	5,424,919	1,499,921	-101,392	0
Mars	70,863,992	5,141,318	4,963,971	661,534	5,625,505	177,347	-484,187	0
Prill	70,863,942	4,857,464	4,525,615	331,899	4,857,514	331,849	-50	0
Maj	70,398,535	4,667,810	4,599,520	533,697	5,133,217	68,290	-465,407	0
Qershor	70,787,603	4,675,924	4,055,720	231,137	4,286,856	620,204	389,068	0
Korrik	71,320,868	5,435,009	4,599,634	302,110	4,901,744	835,375	533,265	0
Gusht	71,661,546	5,635,939	4,996,203	299,058	5,295,261	639,736	340,678	0
Shtator	71,152,686	4,824,463	5,046,489	286,834	5,333,323	-222,026	-508,860	0
Tetor	71,047,597	4,902,445	4,759,610	247,923	5,007,534	142,834	-105,089	0
Nentor	72,031,524	5,527,306	4,313,657	229,722	4,543,379	1,213,649	983,927	0
Dhjetor	72,848,682	6,347,229	5,153,618	376,452	5,530,070	1,193,611	817,158	0
Total								

FATURIM-ARKETIMET DHE NDRYSHIMI I GJENDJES DEBITORE GJTE VITIT 2018 (000/LEKE)

Viti 2018	Te arketueshme	Faturuar 2018	arketimi per faturat e 2018	Arketimi per faturat e 2007-2017	Arketimi total	Te Arketueshme per energjine e faturuar ne vitin 2018	Ndryshimi I gjendjes se Llogarive te arketueshme gjate vitit 2018	Shuarje Detyrimesh
	72,848,682	2	5	7	6=5+7	9=(2-5)		
Janar	72,669,803	5,939,299	62,280	6,055,898	6,118,178	5,877,019	-178,879	0
Shkurt	72,671,709	5,685,334	3,857,605	1,825,823	5,683,429	1,827,729	1,905	0
Mars	72,336,005	5,680,352	5,325,171	690,885	6,016,056	355,181	-335,704	0
Prill	71,388,405	4,671,224	5,191,294	427,530	5,618,824	-520,070	-947,600	0
Maj	70,904,609	4,731,173	4,839,352	375,617	5,214,970	-108,179	-483,797	0
Qershor	71,142,033	4,976,161	4,395,221	343,516	4,738,737	580,940	237,425	0
Korrik	71,320,917	5,403,874	4,895,796	329,195	5,224,991	508,078	178,883	0
Gusht	71,608,055	5,805,751	5,141,751	376,861	5,518,612	664,000	287,139	0
Shtator	71,254,995	5,047,859	5,088,650	312,269	5,400,919	-40,791	-353,061	0
Tetor	70,741,012	4,975,893	5,162,026	327,849	5,489,875	-186,133	-513,982	0
Nentor	71,270,659	5,318,350	4,317,124	471,580	4,788,703	1,001,226	529,647	0
Dhjetor	71,896,707	6,625,289	5,579,121	420,120	5,999,241	1,046,168	626,048	0
Total								

FATURIM-ARKETIMET DHE NDRYSHIMI I GJENDJES DEBITORE GJTE VITIT 2019 (000/LEKE)

Viti 2019	Te arketueshme	Faturuar 2019	arketimi per faturat e 2019	Arketimi per faturat e 2007-2018	Arketimi total	Te Arketueshme per energjine e faturuar ne vitin 2019	Ndryshimi I gjendjes se Llogarive te arketueshme gjate vitit 2019	Shuarje Detyrimesh
	71,896,707	2	5	7	6=5+7	9=(2-5)		
Janar	72,594,758	6,710,114	11,908	6,000,155	6,012,063	6,698,206	698,051	0
Shkurt	72,200,340	5,819,929	4,371,736	1,842,611	6,214,348	1,448,193	-394,418	0
Mars	71,887,840	5,496,920	5,066,376	743,045	5,809,420	430,545	-312,500	0
Prill	71,416,559	5,155,722	5,183,086	443,917	5,627,003	-27,364	-471,281	0
Maj	71,210,144	5,075,626	4,909,283	372,758	5,282,041	166,343	-206,415	0
Qershor	71,763,430	5,324,553	4,464,984	306,283	4,771,267	859,569	553,286	0
Korrik	71,886,698	5,684,531	5,061,596	499,667	5,561,263	622,935	123,268	0
Gusht	72,343,496	6,100,924	5,315,417	328,709	5,644,126	785,507	456,798	0
Shtator	71,822,038	5,207,417	5,446,625	282,250	5,728,875	-239,208	-521,458	0
Tetor	71,361,843	4,992,973	5,051,814	401,354	5,394,327	-58,841	-460,195	0
Nentor	72,178,116	5,292,443	4,247,863	228,307	4,476,170	1,044,580	816,273	0
Dhjetor	72,573,675	6,251,767	5,518,118	338,090	5,856,208	733,649	395,559	0
Total								

FATURIM-ARKETIMET DHE NDRYSHIMI I GJENDJES DEBITORE GJTE VITIT 2020 (000/LEKE)

Viti 2020	Te arketueshme	Faturuar 2020	arketimi per faturat e 2020	Arketimi per faturat e 2007-2019	Arketimi total	Te Arketueshme per energjine e faturuar ne vitin 2020	Ndryshimi I gjendjes se Llogarive te arketueshme gjate vitit 2020	Shuarje Detyrimesh
	72,573,657	2	5	7	6=5+7	9=(2-5)		
Janar	73,370,006	6,508,770	16,409	5,696,013	5,712,421	6,492,362	796,349	0
Shkurt	73,517,039	6,106,516	4,215,767	1,743,716	5,959,484	1,890,749	147,033	0
Mars	73,916,688	5,129,481	4,299,341	430,490	4,729,831	830,140	399,650	0
Prill	73,467,701	5,029,219	5,202,266	275,941	5,478,206	-173,047	-448,988	0
Maj	73,234,253	4,885,187	4,856,458	262,176	5,118,635	28,729	-233,447	0
Qershor	73,005,446	4,763,565	4,633,611	358,761	4,992,372	129,954	-228,807	0
Korrik	73,865,820	5,588,061	4,444,694	282,993	4,727,687	1,143,367	860,374	0
Gusht	74,144,786	5,606,760	5,058,892	268,903	5,327,794	547,868	278,966	0
Shtator	74,000,809	5,327,559	5,096,602	374,935	5,471,536	230,957	-143,977	0
Tetor	73,790,738	5,174,314	5,025,382	359,002	5,533,316	148,932	-210,070	0
Nentor	74,671,974	5,615,129	4,483,130	250,764	4,733,894	1,132,000	881,235	0
Dhjetor	75,609,639	6,641,071	5,412,845	290,561	5,703,406	1,228,226	937,665	0
Total								

FATURIM-ARKETIMET DHE NDRYSHIMI I GJENDJES DEBITORE GJTE VITIT 2021 (000/LEKE)

Viti 2021	Te arketueshme	Faturuar 2021	arketimi per faturat e 2021	Arketimi per faturat e 2007-2020	Arketimi total	Te Arketueshme per energjine e faturuar ne vitin 2021	Ndryshimi I gjendjes se Llogarive te arketueshme gjate vitit 2021	Shuarje Detyrimesh
	75,609,639	2	5	7	6=5+7	9=(2-5)		
Janar	76,272,477	6,400,370	19,639	5,717,893	5,737,532	6,380,731	662,838	0
Shkurt	76,826,391	6,245,453	3,770,254	1,921,284	5,691,538	2,475,198	553,914	0
Mars	76,605,803	6,158,373	5,690,524	688,438	6,378,961	467,849	-220,588	0
Prill	76,818,750	5,817,548	5,302,816	301,785	5,604,601	514,732	212,947	0
Maj	76,122,770	5,190,837	5,558,138	328,680	5,886,818	-367,301	-695,980	0
Qershor	75,924,651	5,548,298	5,417,458	328,959	5,746,417	130,840	-198,119	0
Korrik	76,924,743	6,377,974	5,053,270	324,612	5,377,882	1,324,705	1,000,093	0
Gusht	77,478,064	6,554,952	5,648,400	353,231	6,001,630	906,552	553,321	0
Shtator	76,933,233	5,401,032	5,687,762	258,102	5,945,864	-286,730	-544,832	0
Tetor	76,284,525	5,544,032	5,739,826	452,913	6,192,739	-195,794	-648,707	0
Nentor	76,704,823	5,794,416	5,080,754	293,364	5,374,118	713,662	420,298	0
Dhjetor	78,394,397	7,572,744	5,583,186	299,984	5,883,170	1,989,557	1,689,574	0
Total								

FATURIM-ARKETIMET DHE NDRYSHIMI I GJENDJES DEBITORE GJTE VITIT 2022 (000/LEKE)								
Viti 2022	Te arketueshme	Faturuar 2022	arketimi per faturat e 2022	Arketimi per faturat e 2007-2022	Arketimi total	Te Arketueshme per energjine e faturuar ne vitin 2022	Ndryshimi I gjendjes se Llogarive te arketueshme gjate vitit 2022	Shuarje Detyrimesh
	78,394,397	2	5	7	6=5+7	9=(2-5)		
Janar	79,437,476	7,902,272	4,793,436	2,065,757	6,859,193	3,108,836	1,043,079	0
Shkurt	80,288,829	7,515,728	4,569,541	2,094,835	6,664,376	2,946,187	851,353	0
Mars	80,426,273	7,857,071	6,691,413	1,028,214	7,719,627	1,165,658	137,444	0
Prill	79,617,380	6,186,945	6,531,117	464,721	6,995,838	- 344,172	- 808,893	0
Maj	79,499,359	6,188,303	5,969,488	336,836	6,306,324	218,815	- 118,021	0
Qershor	79,997,520	6,553,744	5,610,349	445,234	6,055,583	943,395	498,162	0
Korrik	80,005,681	6,553,744	6,230,846	314,737	6,545,583	322,898	8,161	0
Gusht	79,791,653	7,358,491	7,103,150	469,370	7,572,519	255,341	- 214,028	0
Shtator	78,554,734	6,162,925	7,005,112	394,733	7,399,844	- 842,187	- 1,236,919	0
Tetor	77,962,798	5,848,663	6,104,850	335,749	6,440,598	- 256,187	- 591,935	0
Nentor	78,481,014	6,502,315	798,011	5,186,087	5,984,099	5,704,303	518,216	0
Dhjetor	79,249,438	7,458,986	6,200,688	489,874	6,690,562	1,258,298	768,423	0
Total		82,089,187			81,234,146			

FATURIM-ARKETIMET DHE NDRYSHIMI I GJENDJES DEBITORE GJTE VITIT 2023 (000/LEKE)								
Viti 2023	Te arketueshme	Faturuar 2023	arketimi per faturat e 2023	Arketimi per faturat e 2007-2023	Arketimi total	Te Arketueshme per energjine e faturuar ne vitin 2022	Ndryshimi I gjendjes se Llogarive te arketueshme gjate vitit 2022	Shuarje Detyrimesh
	79,910,252	2	5	7	6=5+7	9=(2-5)		
Janar	80,265,490	7,236,860	17,571	6,864,050	6,881,621	7,219,288	355,238	0
Shkurt	80,928,747	7,477,014	4,674,206	2,139,553	6,813,758	2,802,809	663,256	0
Mars	80,025,935	6,588,875	6,660,084	831,603	7,491,687	- 71,209	- 902,812	0
Prill	80,223,225	6,321,511	5,757,211	367,010	6,124,221	564,300	197,290	0
Maj	79,402,801	5,993,172	6,505,113	308,483	6,813,596	- 511,941	- 820,424	0
Qershor	79,665,073	6,074,125	5,550,743	261,110	5,811,853	523,382	262,272	0
Korrik	81,307,082	7,326,635	5,416,995	267,632	5,684,626	1,909,640	1,642,009	0
Gusht	81,148,340	7,281,460	6,976,104	464,097	7,440,201	305,356	- 158,741	0
Shtator	80,122,629	6,339,551	6,941,811	423,452	7,365,263	- 602,259	- 1,025,711	0
Tetor	78,896,288	5,987,458	6,799,334	414,465	7,213,799	5,572,992	- 1,226,341	0
Nentor	79,489,986	6,806,859	5,995,279	217,882	6,213,161	6,588,977	593,698	0
Dhjetor	80,898,725	7,990,009	6,461,676	119,594	6,581,270	7,870,415	1,408,739	0
Total		81,423,530			80,435,057			

FATURIM-ARKETIMET DHE NDRYSHIMI I GJENDJES DEBITORE GJTE VITIT 2024 (000/LEKE)								
Viti 2024	Te arketueshme	Faturuar 2024	arketimi per faturat e 2024	Arketimi per faturat e 2007-2024	Arketimi total	Te Arketueshme per energjine e faturuar ne vitin 2024	Ndryshimi I gjendjes se Llogarive te arketueshme gjate vitit 2022	Shuarje Detyrimesh
	80,898,725	2	5	7	6=5+7	9=(2-5)		
Janar	80,868,782	7,374,630	43,814	7,300,873	7,344,687	7,330,816	29,943	0
Shkurt	80,512,066	6,650,006	4,919,897	2,086,825	7,006,722	1,730,109	- 356,716	0
Mars	79,792,096	6,078,325	5,882,823	915,472	6,798,295	195,502	- 719,970	0
Prill	78,750,197	5,298,149	5,791,231	548,817	6,340,048	- 493,082	- 1,041,899	0
Maj	78,164,922	5,291,466	5,330,756	545,985	5,876,740	- 39,290	- 585,274	0
Qershor	78,955,726	5,903,682	4,859,817	253,061	5,112,878	1,043,865	790,804	0
Korrik	79,959,320	7,200,506	5,762,477	434,435	6,196,912	1,438,029	1,003,594	0
Gusht	80,757,168	7,524,914	6,460,912	266,154	6,727,066	1,064,002	797,848	0
Shtator	79,508,725	5,852,055	6,768,560	331,938	7,100,498	- 916,506	- 1,248,443	0
Tetor					-	-	-	0
Nentor					-	-	-	0
Dhjetor					-	-	-	0
Total		57,173,732			58,503,846			

Burimi: OSSH sha; FSHU sha; FTL sha / OSHEE sha

ECURIA E GJENDJES DEBITORE NDAJ OPERATORIT TË SHPËRNDARJES SIPAS KATEGORIVE 2010-2024 (000 000/LEKË)

2010	Janar	Shkurt	Mars	Prill	Maj	Qershor	Korrik	Gusht	Shtator	Tetor	Nentor	Dhjetor
Familjar	20,142	21,173	21,775	22,130	22,348	22,766	23,546	24,056	24,413	25,130	26,371	27,366
Privat	4,419	4,656	4,686	4,779	4,941	5,201	5,354	5,591	5,681	5,993	6,844	7,086
Buxhetor	1,274	1,395	1,354	1,322	1,247	1,250	1,295	1,305	1,333	1,334	1,403	1,538
JoBuxhetor	2,729	2,929	2,984	2,998	3,170	3,253	3,376	1,580	1,730	1,937	2,130	2,269

2011	Janar	Shkurt	Mars	Prill	Maj	Qershor	Korrik	Gusht	Shtator	Tetor	Nentor	Dhjetor
Familjar	27,823	29,059	29,433	30,026	30,683	31,430	32,611	33,364	34,286	35,953	36,845	38,104
Privat	6,895	7,136	6,973	7,275	6,978	7,490	7,766	8,010	8,313	8,558	8,750	8,738
Buxhetor	1,665	1,796	1,807	1,873	1,890	1,995	2,076	2,111	2,421	2,433	2,618	2,841
JoBuxhetor	2,540	2,730	2,772	3,039	2,844	2,774	2,914	2,661	2,929	3,205	3,404	3,516

2012	Janar	Shkurt	Mars	Prill	Maj	Qershor	Korrik	Gusht	Shtator	Tetor	Nentor	Dhjetor
Familjar	39,304	40,116	40,786	41,133	41,427	41,839	41,951	42,281	42,737	43,251	44,222	45,304
Privat	8,631	8,625	8,850	8,549	8,566	8,675	8,630	8,689	8,820	8,753	8,920	9,138
Buxhetor	2,913	3,003	3,440	3,078	3,019	3,074	3,076	3,098	3,054	3,036	3,171	3,223
JoBuxhetor	3,545	3,695	3,804	3,891	3,862	3,694	3,859	3,830	4,033	3,942	3,809	3,688

2013	Janar	Shkurt	Mars	Prill	Maj	Qershor	Korrik	Gusht	Shtator	Tetor	Nentor	Dhjetor
Familjar	46,717	47,347	47,781	48,304	48,552	49,181	49,447	49,993	50,373	50,692	51,407	52,313
Privat	9,422	9,601	9,796	9,782	9,893	10,252	10,318	10,487	10,419	10,321	10,192	10,149
Buxhetor	3,534	3,686	3,780	3,790	3,798	3,827	3,922	3,897	3,905	3,913	4,001	3,886
JoBuxhetor	4,011	4,081	3,961	3,945	4,058	4,137	4,307	4,585	4,718	4,780	4,871	5,026

2014	Janar	Shkurt	Mars	Prill	Maj	Qershor	Korrik	Gusht	Shtator	Tetor	Nentor	Dhjetor
Familjar	53,033	53,703	54,021	54,462	54,795	55,212	55,537	56,044	56,415	56,415	56,415	56,415
Privat	10,067	10,073	10,133	10,228	10,257	10,408	10,535	10,744	10,649	10,649	10,649	10,649
Buxhetor	4,098	4,164	4,282	2,899	4,216	3,095	3,132	3,181	3,222	3,222	3,222	3,222
JoBuxhetor	5,188	5,292	5,470	3,087	5,473	3,494	3,614	3,726	3,061	3,061	3,061	3,061

2015	Janar	Shkurt	Mars	Prill	Maj	Qershor	Korrik	Gusht	Shtator	Tetor	Nentor	Dhjetor
Familjar	55,216	53,557	52,797	52,755	52,605	52,561	52,538	52,602	52,320	52,249	52,483	52,802
Privat	10,124	10,408	10,645	10,649	10,633	10,781	11,076	11,208	11,066	10,759	10,884	11,105
Buxhetor	2,855	2,929	3,017	2,595	2,055	2,027	2,033	1,728	1,740	1,767	1,846	1,915
JoBuxhetor	3,142	3,349	3,575	2,814	1,577	1,729	1,900	2,074	2,328	2,512	2,747	2,981

2016	Janar	Shkurt	Mars	Prill	Maj	Qershor	Korrik	Gusht	Shtator	Tetor	Nentor	Dhjetor
Familjar	53,248	53,270	53,250	52,912	51,031	50,899	50,936	50,861	50,705	50,639	50,870	51,583
Privat	10,993	10,979	11,019	11,091	10,344	10,721	10,951	10,885	10,747	10,561	10,800	11,098
Buxhetor	2,079	2,056	2,092	1,964	1,875	1,860	1,900	1,958	1,966	2,048	2,187	2,264
JoBuxhetor	3,063	3,314	3,567	3,821	3,793	4,022	4,335	4,660	4,933	5,252	5,515	5,776

2017	Janar	Shkurt	Mars	Prill	Maj	Qershor	Korrik	Gusht	Shtator	Tetor	Nentor	Dhjetor
Familjar	51,999	51,712	51,204	50,951	50,661	50,567	50,352	50,290	49,988	49,866	50,361	50,756
Privat	10,996	10,996	10,907	10,990	10,910	11,138	11,480	11,599	11,264	11,021	11,121	11,447
Buxhetor	2,398	2,401	2,328	2,349	2,281	2,282	2,346	2,397	2,403	2,454	2,608	2,741
JoBuxhetor	6,057	6,239	6,425	6,575	6,547	6,800	7,143	7,375	7,497	7,707	7,942	7,904

2018	Janar	Shkurt	Mars	Prill	Maj	Qershor	Korrik	Gusht	Shtator	Tetor	Nentor	Dhjetor
Familjar	50,652	50,536	50,028	49,415	48,781	48,519	48,296	48,205	47,824	47,442	47,643	48,111
Privat	11,141	11,190	11,193	10,893	10,929	11,180	11,439	11,590	11,469	11,102	11,235	11,446
Buxhetor	2,805	2,747	2,792	2,690	2,703	2,744	2,798	2,868	2,884	2,921	3,062	3,157
JoBuxhetor	8,071	8,199	8,324	8,390	8,492	8,699	8,788	8,945	9,079	9,275	9,331	9,183

2019	Janar	Shkurt	Mars	Prill	Maj	Qershor	Korrik	Gusht	Shtator	Tetor	Nentor	Dhjetor
Familjar	48,697	48,353	47,805	47,325	46,929	46,890	46,667	46,724	46,339	46,026	46,288	46,641
Privat	11,327	11,235	11,122	11,088	11,032	11,432	11,555	11,432	11,435	11,118	11,253	11,304
Buxhetor	3,331	3,348	3,328	3,328	3,372	3,374	3,389	3,464	3,504	3,480	3,585	3,681
JoBuxhetor	9,239	9,264	9,603	9,675	9,876	10,067	10,276	10,409	10,544	10,738	11,053	10,947

2020	Janar	Shkurt	Mars	Prill	Maj	Qershor	Korrik	Gusht	Shtator	Tetor	Nentor	Dhjetor
Familjar	47,281	47,200	47,425	47,256	46,833	46,203	46,157	46,064	45,858	45,734	46,188	46,765
Privat	11,164	11,268	11,076	10,710	10,632	10,880	11,415	11,475	11,373	11,066	11,110	11,100
Buxhetor	3,831	3,823	3,879	3,760	3,764	3,769	3,823	3,888	3,922	3,926	4,044	4,104
JoBuxhetor	11,094	11,225	11,537	11,741	12,005	12,153	12,471	12,719	12,847	13,064	13,331	13,641

2021	Janar	Shkurt	Mars	Prill	Maj	Qershor	Korrik	Gusht	Shtator	Tetor	Nentor	Dhjetor
Familjar	47,090	47,240	46,890	46,750	46,040	45,691	45,775	45,783	45,415	45,283	45,510	46,521
Privat	11,076	11,142	11,033	11,097	10,862	11,130	11,669	11,823	11,514	11,098	11,133	11,393
Buxhetor	4,268	4,341	4,329	4,332	4,287	4,308	4,383	4,617	4,527	4,614	4,662	4,761
JoBuxhetor	13,838	14,103	14,354	14,639	14,934	14,797	15,097	15,256	15,477	15,290	15,400	15,720

2022	Janar	Shkurt	Mars	Prill	Maj	Qershor	Korrik	Gusht	Shtator	Tetor	Nentor	Dhjetor
Familjar	46,922	46,910	46,766	45,819	45,402	45,182	44,861	44,793	44,523	44,354	44,615	45,223
Privat	11,678	12,008	11,900	11,618	11,729	12,084	12,080	12,028	11,782	11,538	11,589	11,712
Buxhetor	4,958	5,001	4,987	4,982	4,939	4,976	4,997	4,898	4,725	4,679	4,736	4,787
JoBuxhetor	15,880	16,371	16,774	17,198	17,766	18,092	18,068	18,073	18,185	18,059	18,201	18,188

2023	Janar	Shkurt	Mars	Prill	Maj	Qershor	Korrik	Gusht	Shtator	Tetor	Nentor	Dhjetor
Familjar	45,556	45,962	45,412	45,320	44,751	44,508	45,027	44,916	44,401	44,040	44,516	45,407
Privat	11,597	11,790	11,616	11,638	11,586	11,737	12,535	12,523	12,177	11,364	11,498	11,690
Buxhetor	4,820	4,828	4,654	4,686	4,603	4,638	4,753	4,772	4,708	4,691	4,804	4,835
JoBuxhetor	18,293	18,349	18,344	18,579	18,463	18,783	18,307	18,937	18,836	18,802	18,672	18,967

2024	Janar	Shkurt	Mars	Prill	Maj	Qershor	Korrik	Gusht	Shtator
Familjar	45,929	45,856	45,341	44,713	44,166	44,296	45,059	45,059	44,339
Privat	10,869	10,560	10,361	10,069	10,012	10,505	11,264	11,264	10,620
Buxhetor	4,894	4,851	4,822	4,821	4,797	4,847	4,930	4,930	4,914
JoBuxhetor	19,237	19,305	19,327	19,207	19,250	19,369	19,564	19,564	19,696

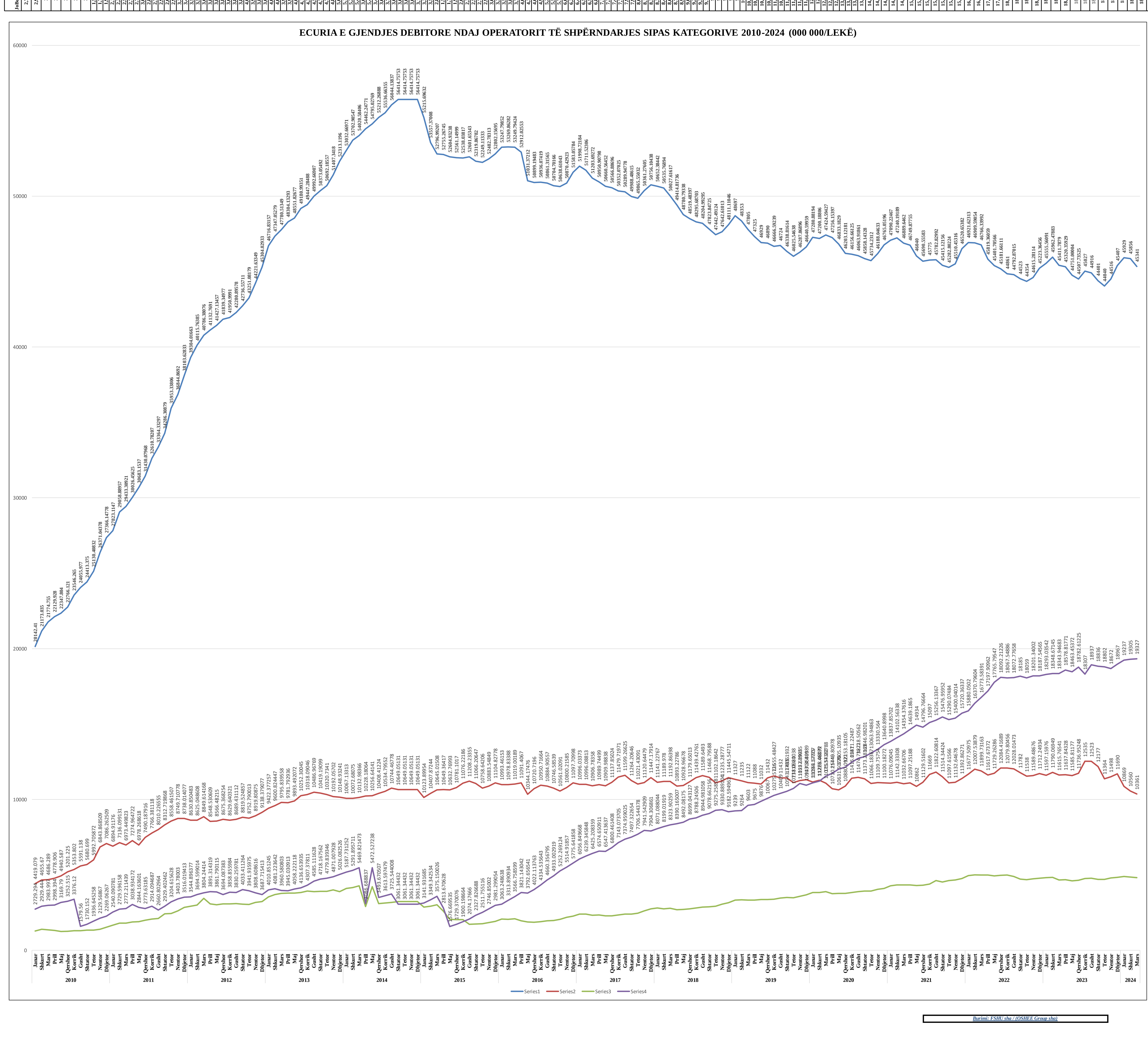

Burimi: FSHU sha / (OSHEE Group sha)

	31.12.2009	31.12.2010	31.12.2011	31.12.2012	31.12.2013	31.12.2014	31.12.2015	31.12.2016	31.12.2017	31.12.2018	31.12.2019	31.12.2020	31.12.2021	31.12.2022	31.12.2023	30.09.2024
Buxhetore	988	1,538	2,841	3,223	3,886	2,691	1,915	2,264	2,741	3,157	3,681	4,104	4,761	4,787	4,835	4,914
Familjare	18,953	27,366	38,104	45,304	52,313	55,591	52,802	51,583	50,756	48,111	46,641	46,765	46,521	45,223	45,407	44,339
JoBuxhetore	2,468	2,269	3,516	3,688	5,026	2,964	2,981	5,776	7,904	9,183	10,947	13,641	15,720	18,188	18,967	19,696
Privat	4,033	7,086	8,738	9,138	10,149	10,161	11,105	11,098	11,447	11,446	11,304	11,100	11,393	11,712	11,690	10,620
Total	26,442	38,260	53,198	61,353	71,374	71,406	68,803	70,720	72,849	71,897	72,574	75,610	78,394	79,910	80,899	79,569

ECURIA E GJËNDJES DEBITORE NDAJ OPERATORIT TË SHPËRNDARJES
31 DHJETOR 2009 - 30 SHTATOR 2024 SIPAS KLIENTËVE
(000 000 LEKË)

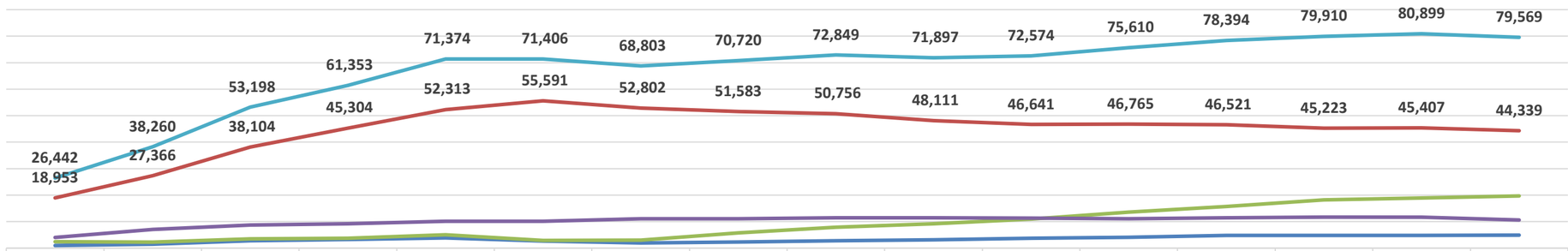

	31.12.2009	31.12.2010	31.12.2011	31.12.2012	31.12.2013	31.12.2014	31.12.2015	31.12.2016	31.12.2017	31.12.2018	31.12.2019	31.12.2020	31.12.2021	31.12.2022	31.12.2023	30.09.2024
Buxhetore	988	1,538	2,841	3,223	3,886	2,691	1,915	2,264	2,741	3,157	3,681	4,104	4,761	4,787	4,835	4,914
Familjare	18,953	27,366	38,104	45,304	52,313	55,591	52,802	51,583	50,756	48,111	46,641	46,765	46,521	45,223	45,407	44,339
JoBuxhetore	2,468	2,269	3,516	3,688	5,026	2,964	2,981	5,776	7,904	9,183	10,947	13,641	15,720	18,188	18,967	19,696
Privat	4,033	7,086	8,738	9,138	10,149	10,161	11,105	11,098	11,447	11,446	11,304	11,100	11,393	11,712	11,690	10,620
Total	26,442	38,260	53,198	61,353	71,374	71,406	68,803	70,720	72,849	71,897	72,574	75,610	78,394	79,910	80,899	79,569

	31.12.2009	31.12.2010	31.12.2011	31.12.2012	31.12.2013	31.12.2014	31.12.2015	31.12.2016	31.12.2017	31.12.2018	31.12.2019	31.12.2020	31.12.2021	31.12.2022	31.12.2023	30.09.2024
Privat	4,033	7,086	8,738	9,138	10,149	10,161	11,105	11,098	11,447	11,446	11,304	11,100	11,393	11,712	11,690	10,620
JoBuxhetore	2,468	2,269	3,516	3,688	5,026	2,964	2,981	5,776	7,904	9,183	10,947	13,641	15,720	18,188	18,967	19,696
Familjare	18,953	27,366	38,104	45,304	52,313	55,591	52,802	51,583	50,756	48,111	46,641	46,765	46,521	45,223	45,407	44,339
Buxhetore	988	1,538	2,841	3,223	3,886	2,691	1,915	2,264	2,741	3,157	3,681	4,104	4,761	4,787	4,835	4,914
Total	26,442	38,260	53,198	61,353	71,374	71,406	68,803	70,720	72,849	71,897	72,574	75,610	78,394	79,910	80,899	79,569

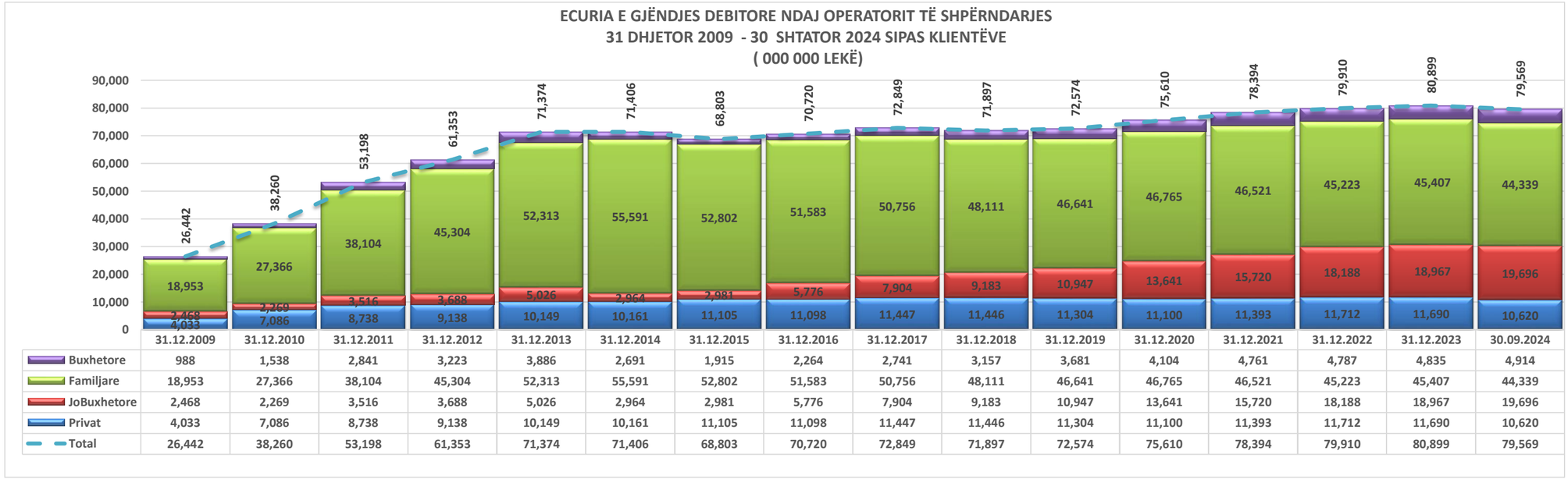

Burimi: FSHU sha / (OSHEE Group sha)

NIVELI I HUMBJEVE (%) 2009-2024												
	Janar	Shkurt	Mars	Prill	Maj	Qershor	Korrik	Gusht	Shtator	Tetor	Nentor	Dhjetor
2009	40.75	37.05	38.05	32.93	33.44	30.75	32.60	30.20	25.34	30.67	33.44	36.89
2010	38.62	35.41	36.90	31.37	35.17	31.45	26.94	29.69	21.47	20.61	22.16	29.05
2011	55.55	38.00	36.95	23.11	24.85	21.29	21.88	19.41	22.95	25.15	32.20	35.70
2012	35.72	59.16	55.23	45.41	38.87	39.77	45.51	45.51	42.09	35.53	41.89	49.32
2013	51.12	48.71	48.29	39.66	39.52	40.33	43.33	38.50	35.08	45.98	48.08	53.04
2014	47.00	42.14	42.78	35.69	36.85	34.10	36.59	36.36	31.67	34.52	32.88	37.54
2015	36.68	31.82	32.88	30.54	31.24	28.60	30.62	29.29	25.30	29.92	30.82	34.50
2016	34.69	29.00	29.93	26.07	26.97	24.35	25.97	25.15	22.12	27.11	29.30	30.99
2017	33.50	27.63	28.66	25.81	25.88	28.31	24.69	23.29	19.79	23.76	23.55	27.90
2018	30.65	24.91	27.22	23.33	23.03	20.76	21.46	20.77	19.32	21.53	22.73	26.70
2019	29.25	23.21	26.5	21.36	22.10	19.92	20.42	19.81	17.54	20.40	21.58	24.76
2020	28.22	21.61	28.36	17.39	19.10	18.65	19.69	18.87	16.80	21.21	22.79	20.49
2021	27.87	20.1	25.92	21.08	17.92	18.34	18.75	17.93	16.22	18.56	19.88	20.25
2022	28.42	19.66	23.68	18.24	17.08	17.30	18.42	16.81	14.94	18.36	18.38	19.76
2023	25.79	19.06	21.05	18.65	16.68	16.04	17.48	16.17	14.80	17.62	18.20	21.52
2024	21.28	16.80	19.38	16.67	15.94	16.06	17.64	15.11	14.05			

Niveli i Arketimeve (%) 2009-2024												
	Janar	Shkurt	Mars	Prill	Maj	Qershor	Korrik	Gusht	Shtator	Tetor	Nentor	Dhjetor
2009	69.32	85.95	74.38	86.58	86.31	76.37	75.40	72.46	83.20	80.82	61.77	70.01
2010	55.37	66.28	86.63	89.46	86.70	79.42	74.84	124.98	84.20	70.81	56.15	66.48
2011	67.26	57.61	87.66	71.61	96.73	73.00	65.00	81.00	66.00	63.86	51.47	87.30
2012	59.80	79.20	78.50	78.00	94.70	83.50	91.60	102.90	74.00	98.00	72.60	78.00
2013	61.40	63.70	86.20	80.70	79.10	69.60	87.90	90.10	78.50	84.30	89.00	102.00
2014	84.90	77.10	85.90	85.50	81.90	80.20	86.70	83.60	102.60	101.00	101.90	141.00
2015	112.70	120.50	103.70	86.60	95.70	97.10	98.40	104.70	95.30	100.30	92.20	100.70
2016	92.10	87.00	95.60	90.10	99.10	92.00	94.20	96.70	91.50	96.70	90.30	96.70
2017	85.20	87.60	105.70	94.50	105.70	91.80	104.80	97.40	94.60	103.80	92.70	100.10
2018	96.39	95.69	105.82	98.92	111.64	100.16	105.00	102.12	93.03	108.76	96.24	108.94
2019	90.7	92.6	99.8	102.4	102.50	94.00	104.40	99.30	93.90	104.70	89.60	110.70
2020	91.4	91.6	77.5	106.8	101.80	102.20	96.80	95.30	96.60	101.10	91.50	101.80
2021	86.4	88.9	102.1	91	101.20	110.70	96.90	94.10	90.70	114.70	96.90	101.50
2022	90.6	84.3	102.7	90.5	98.00	97.90	99.90	105.00	100.60	104.50	102.30	102.90
2023	92.3	94.2	100.2	92.9	113.7	95.70	93.60	101.60	101.20	113.80	103.80	96.70
2024	92	95	101.2	104.3	110.9	96.60	105.00	93.40	94.40			

Efektiviteti i shitjeve (%) 2009-2024												
	Janar	Shkurt	Mars	Prill	Maj	Qershor	Korrik	Gusht	Shtator	Tetor	Nentor	Dhjetor
2009	41.1%	46.8%	53.6%	57.9%	50.8%	52.2%	48.8%	50.6%	62.1%	56.0%	41.1%	44.2%
2010	34.0%	56.0%	56.4%	59.5%	51.5%	51.3%	91.3%	87.9%	66.1%	56.2%	43.7%	47.2%
2011	29.9%	54.3%	45.2%	74.4%	54.9%	51.2%	63.3%	65.3%	50.9%	47.8%	34.9%	56.1%
2012	38.4%	32.1%	34.9%	51.7%	51.0%	55.2%	56.1%	56.1%	42.9%	63.2%	42.2%	39.5%
2013	30.0%	44.2%	41.7%	47.7%	42.1%	52.4%	51.1%	55.4%	51.0%	45.5%	46.2%	47.9%
2014	45.0%	49.7%	48.9%	52.7%	50.6%	57.1%	53.0%	53.2%	70.1%	66.1%	68.4%	88.1%
2015	71.4%	69.6%	60.2%	65.8%	69.3%	68.3%	72.6%	74.0%	71.2%	70.3%	63.8%	66.0%
2016	60.2%	67.0%	66.6%	72.4%	69.6%	69.7%	71.6%	72.4%	71.3%	70.5%	63.8%	66.7%
2017	56.7%	75.4%	70.1%	78.3%	65.8%	78.9%	73.4%	74.7%	75.9%	79.1%	70.9%	72.2%
2018	66.8%	77.0%	75.8%	85.9%	79.4%	82.5%	80.2%	80.9%	75.1%	85.3%	74.4%	79.9%
2019	64.2%	73.4%	80.5%	79.8%	75.3%	83.1%	79.0%	79.6%	77.4%	83.3%	70.3%	83.3%
2020	65.6%	55.5%	88.2%	82.4%	83.1%	77.7%	76.5%	77.3%	80.4%	79.7%	70.6%	80.9%
2021	62.3%	75.6%	71.8%	83.1%	90.4%	78.7%	76.5%	77.2%	76.0%	93.4%	77.6%	80.9%
2022	64.9%	78.4%	74.0%	81.3%	81.0%	81.5%	85.7%	87.3%	85.6%	85.3%	83.5%	82.6%
2023	68.5%	76.2%	79.1%	75.6%	94.7%	80.3%	77.2%	85.2%	86.2%	93.7%	84.9%	75.9%

2024	72.4%	79.0%	81.6%	86.9%	93.2%	81.1%	86.5%	79.3%	81.1%	0.0%	0.0%	0.0%

	2009	2010	2011	2012	2013	2014	2015	2016	2017	2018	2019	2020	2022	2023	2024
Arketimi	76.4	70.1	70.7	83.0	79.3	91.9	100.8	93.4	96.6	101.6	98.4	95.8	98.0	99.4	98.7
Humbja	34.0	30.4	37.6	46.4	45.0	37.8	31.3	28.0	26.4	23.9	21.8	21.5	19.7	18.9	17.23
Efektiviteti	50.4	48.8	44.1	44.5	43.6	57.2	69.2	67.2	71.1	77.3	77.0	75.2	78.7	80.6	80.6

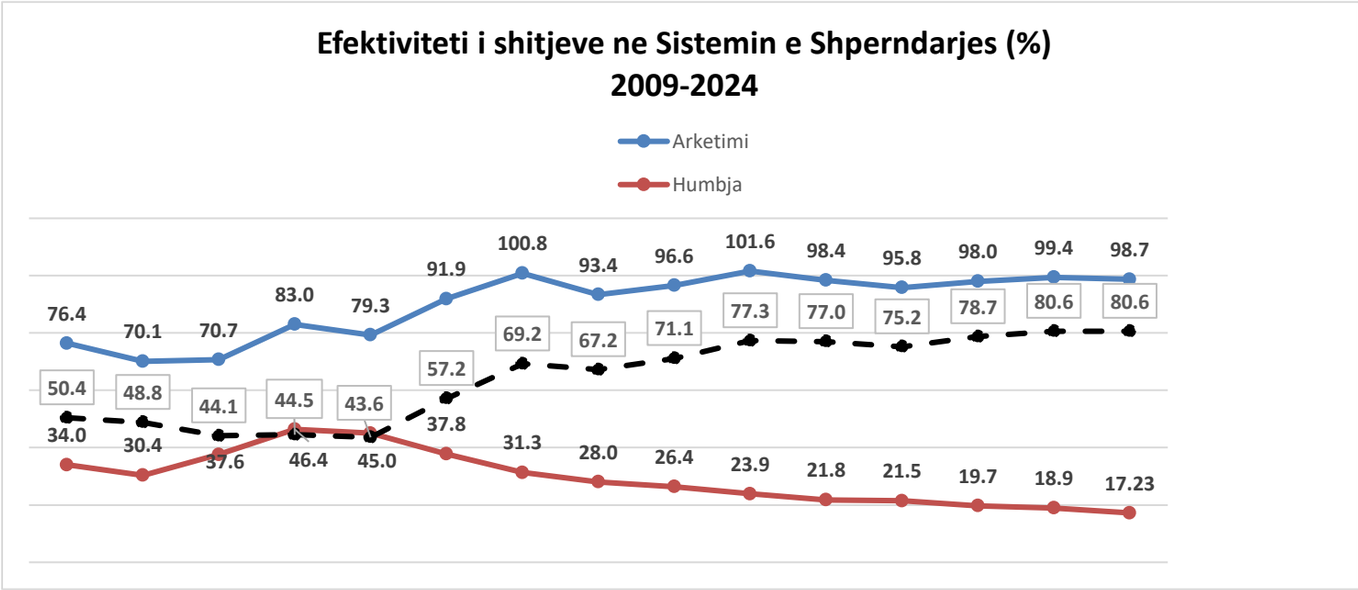

	Janar	Shkurt	Mars	Prill	Maj	Qershor	Korrik	Gusht	Shtator	Tetor	Nentor	Dhjetor	VITI
2009	644,987	568,719	589,279	462,709	448,118	427,694	467,863	493,772	439,604	489,635	557,554	639,797	6,229,731
2010	675,343	608,940	610,583	506,275	476,500	464,120	499,241	512,024	460,893	509,793	532,126	660,665	6,516,503
2011	708,264	623,208	634,087	536,286	533,564	495,139	545,315	567,282	512,979	551,132	619,655	710,870	7,037,781
2012	733,973	680,054	596,982	537,950	483,891	489,723	536,891	540,566	469,527	484,706	548,289	749,398	6,851,949
2013	743,846	665,392	673,578	545,600	502,945	511390	546,696	565,789	493,056	532,555	589,808	774,403	7,145,060
2014	733,468	631,678	645,837	578,948	541,016	501088	530,554	556,098	492,427	537,280	546,419	640,431	6,935,244
2015	686,041	591,978	594,775	514,282	472,405	465730	536160	529208	459012	476969	519281	649026	6,494,867
2016	671,884	559,772	573,419	469,803	477,468	463248	509916	514034	451153	480236	540024	688760	6,399,717
2017	715,886	562,270	545,214	493,731	475,055	485,386	529,805	543,145	451,103	482,629	546256	667841	6,498,322
2018	659,778	590,823	597,595	468,417	467,468	468,885	508,892	539,134	465,468	471,407	517,882	681,162	6,436,911
2019	735,813	586,992	559,331	500,485	501,061	500,729	533,842	565,788	471,684	472,833	507,920	639,953	6,576,432
2020	708,611	607,803	589,581	489,236	464,183	463,789	527,801	533,336	482,358	506,280	562,127	669,977	6,605,082
2021	724,554	629,962	662,183	590,810	504,970	519,563	591,485	603,872	485,288	523,606	552,840	747,790	7,136,936
2022	774,084	656,456	698,991	556,264	504,224	525,509	591,875	587,527	481,886	480,961	536,263	650,564	7,044,604
2023	774,084	656,456	698,991	556,264	504,224	525,509	591,875	587,527	481,886	480,961	536,263	650,564	7,044,604
2024	833,309	680,841	691,925	582,304	551,158	564,242	683,298	678,150	539,707				

	Janar	Shkurt	Mars	Prill	Maj	Qershor	Korrik	Gusht	Shtator	Tetor	Nentor	Dhjetor
Mesatarja	712,708	614,700	618,028	520,471	490,473	487,167	536,547	549,273	473,222	498,732	547,514	681,413
2024	833,309	680,841	691,925	582,304	551,158	564,242	683,298	678,150	539,707			

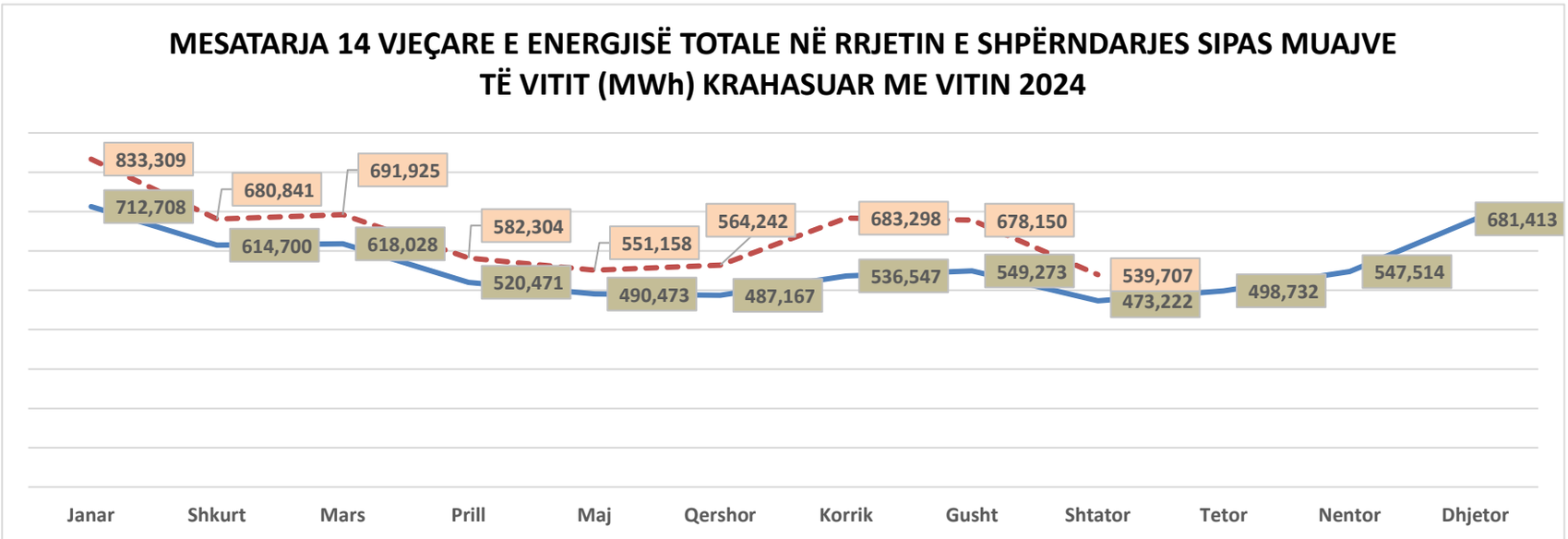

Burimi OSHEE Group sha

Alokimi i Kapaciteteve në interkoniksion 2024

Ankandi	Periudha	Shqiperi - Mali Zi						Shqiperi - Greqi						Shqiperi - Kosove					
		ATC e ofruar ne Ankand		ATC e shitur ne Ankand		Cmimi Ankandit		ATC e ofruar ne Ankand		ATC e shitur ne Ankand		Cmimi Ankandit		ATC e ofruar ne Ankand		ATC e shitur ne Ankand		Cmimi Ankandit	
		Export	Import	Export	Import	Export	Import	Export	Import	Export	Import	Export	Import	Export	Import	Export	Import	Export	Import
		[MW]	[MW]	[MW]	[MW]	[Euro/MWh]	[Euro/MWh]	[MW]	[MW]	[MW]	[MW]	[Euro/MWh]	[Euro/MWh]	[MW]	[MW]	[MW]	[MW]	[Euro/MWh]	[Euro/MWh]
Janar	01.01.2024-31.01.2024	100	100	100	100	2.21	0.94	200	100	200	100	3.5	1	200	200	200	200	0.70	0.35
Shkurt	01.02.2024-29.02.2024	100	100	100	100	0.92	0.6	200	100	200	99	2.46	0.53	200	200	200	200	0.37	0.17
Mars	01.03.2024-31.03.2024	100	100	100	100	1.01	0.51	200	150	200	150	3.99	0.35	150	150	149	150	0.51	0.38
Prill	01.04.2024-30.04.2024	100	100	100	100	1.81	0.86	200	200	200	200	2.88	0.44	150	150	150	150	0.47	0.23
Maj	01.05.2024-31.05.2024	100	100	100	100	2.37	0.86	50	50	50	50	4.07	1.88	0	40	0	40	0	0.33
Qershor	01.06.2024-30.06.2024	50	50	50	50	3.99	1	50	50	50	50	4.61	1.54	0	0	0	0	0	0
Korrik	01.07.2024-31.07.2024	0	0	0	0	0	0	50	50	50	50	3.2	1.65	0	0	0	0	0	0
Gusht	01.08.2024-31.08.2024	0	0	0	0	0	0	50	50	50	50	3.74	4.5	0	0	0	0	0	0
Shtator	01.09.2024-30.09.2024	0	0	0	0	0	0	250	250	249	250	1.56	3.85	0	0	0	0	0	0

Burimi: OST sha

Disbalancat mujore [MWh] 2024 (9-MUJORI)

Pale Pergjegjese Balancuese	JANAR		SHKURT		MARS		PRILL		MAJ		QERSHOR		KORRIK		GUSHT		SHTATOR		TOTALI 2024	
	Dis. Negative [MWh]	Dis. Pozitive [MWh]	Dis. Negative [MWh]	Dis. Pozitive [MWh]	Dis. Negative [MWh]	Dis. Pozitive [MWh]	Dis. Negative [MWh]	Dis. Pozitive [MWh]	Dis. Negative [MWh]	Dis. Pozitive [MWh]	Dis. Negative [MWh]	Dis. Pozitive [MWh]	Dis. Negative [MWh]	Dis. Pozitive [MWh]	Dis. Negative [MWh]	Dis. Pozitive [MWh]	Dis. Negative [MWh]	Dis. Pozitive [MWh]	Dis. Negative [MWh]	Dis. Pozitive [MWh]
ALB Energy Trade													7	12	286	287	405	848	698	1,146
AlbEst Trading							5	57	57	137	97	173	85	140	59	119	111	154	415	780
AYEN AS ENERGJI sha	67	111	159	48	139	91	97	151	80	242	150	34	106	17	104	14	136	219	1,039	928
Danske Commodities ne prog	14	70	4	2	13	14	7	7	8	30	5	8	11	10	17	19	12	10	95	169
DEVOLL HYDROPOWER sha	230	69	193	49	65	42	139	47	160	33	45	28	33	27	55	23	50	37	969	355
Devoll Hydropower ne prog															540				540	0
DRAGOBIA ENERGY sh.a	3	100	6	97	21	353	22	181	44	145	34	47	10	50	0	5	10	88	151	1,067
DRAGOBIA ENERGY sh.a ne prog					1														1	0
ENER TRADE shpk	1,144	303	1,003	217	266	288	780	457	729	268	907	439	509	441	642	450	241	334	6,221	3,196
EZ-5 ENERGY shpk (DURRES)	186	145	192	187	409	212	569	176	520	209	857	90	812	221	455	157	612	272	4,613	1,669
FUTURE ENERGY	999	197	774	72	687	222	857	328	1,317	359	2,270	211	1,087	559	658	314	1,507	195	10,156	2,457
FUTURE ENERGY ne prog	6	0													2				8	0
Furnizuesi i Tregut të Lirë FTL (OSHEE Grup)	6,223	30,230	2,902	22,413	6,805	21,127	6,158	16,905	3,286	16,476	5,851	16,406	3,929	16,505	4,471	15,180	5,327	16,979	44,954	172,222
GEN-I																	17	4	17	4
GEN-I ne prog	1	1						3			100	1	8	10	7	7	6	7	121	28
GSA shpk	1,003	668	325	255	821	370	1,004	2,342	3,756	183	2,914	564	3,325	92	2,343	106	2,539	106	18,030	4,687
KESH (Pale Pergjegjese Balancuese)	2,355	3,267	2,030	3,256	1,992	6,106	1,478	9,304	4,272	10,313	3,043	5,995	3,519	959	3,046	1,440	2,093	6,817	23,828	47,458
KURUM INTERNATIONAL sha	700	21	288	158	1,140	585	1,521	591	1,583	310	1,472	557	1,218	563	734	25	182	64	8,838	2,872
NOA							330	74	254	95	282	33	380	31	208	51	203	167	1,658	452
OST - HUMBJET	2,156	1,281	838	2,864	3,032	1,806	4,112	964	1,929	1,726	2,390	740	5,380	466	7,225	31	4,078	654	31,139	10,531
KOSTT	2,818	10,778	2,952	8,510	5,442	7,496													11,212	26,783
Renergy ne program					0	2	0	1									5		5	2
SPV Blue 1									326	558	975	1,249	483	626	653	841	1,014	1,737	3,452	5,010
SGX Energy																	21	117	21	117
Ofruesi i Sherbimit te Balancimit	**Rritje Gjeneratë [MWh]**	**Ulje Gjeneratë [MWh]**	**Rritje Gjeneratë [MWh]**	**Ulje Gjeneratë [MWh]**	**Rritje Gjeneratë [MWh]**	**Ulje Gjeneratë [MWh]**	**Rritje Gjeneratë [MWh]**	**Ulje Gjeneratë [MWh]**	**Rritje Gjeneratë [MWh]**	**Ulje Gjeneratë [MWh]**	**Rritje Gjeneratë [MWh]**	**Ulje Gjeneratë [MWh]**	**Rritje Gjeneratë [MWh]**	**Ulje Gjeneratë [MWh]**	**Rritje Gjeneratë [MWh]**	**Ulje Gjeneratë [MWh]**	**Rritje Gjeneratë [MWh]**	**Ulje Gjeneratë [MWh]**	**Rritje Gjeneratë [MWh]**	**Ulje Gjeneratë [MWh]**
Devoll HP Energjia Akt	468		972		1,973				2,480		698		243		378		535		7,745	0
Devoll HP Energjia Shtese Akt							1,804												1,804	0
KURUM INTERNATIONAL Energjia Akt																			0	0
Ayen AS Energji Energjia Akt																			0	0
Ayen AS Energji Energjia Shtese Akt																			0	0
KESH sh.a. Energjia Akt	13,047	2,089	10,855	1,819	6,168	3,499	5,984	2,015	7,401	4,657	6,405	6,543	7,566	6,512	7,742	6,049	7,130	4,370	72,296	37,554
KESH sh.a. Energjia Shtese Akt	10,986	2,871	13,553	1,316	11,527	2,835	6,399	3,082	8,959	1,151	6,823	5,559	5,372	6,232	5,252	4,509	6,026	3,414	74,897	30,969
	42,408	52,201	37,045	41,262	40,500	45,049	31,267	36,685	37,163	36,892	35,321	38,679	34,081	33,472	34,880	29,627	32,262	36,591	324,926	350,458
Disbalancat mujore [MWh]		9,793		4,217		4,549		5,418		-271		3,358		-609		-5,253	########################		25,532	

Burimi: OST sha

KLIENTET NE TL	KLIENTET E "KUALIFIKUAR" PER VITIN 2024									
	Energjia e faturuar ne [MWh]									
	Janar	Shkurt	Mars	Prill	Maj	Qershor	Korrik	Gusht	Shtator	2024
EL220-L220KURUM/337	4,874	4,501	23,996	24,673	23,275	25,737	24,397	1,319	279	133,052
F.ARRES-T3/653	0	-	-	1,465	1,528	1,473	1,478	1,648	1,439	9,031
Titan T1,T2	9,588	9,037	4,561	8,997	10,364	10,143	10,428	7,767	3,685	74,570
FUSHE KRUJE 220kV-T2/058	5,383	707	2,988	9,172	10,809	9,629	5,599	4,064	6,818	55,170
N/ST 220/6,3Colacent-T1/336	145.3	1,023	1,734	1,746	2,181	593	1,492	1,131	1,231	11,277
N/ST i GSA EL 110kV-T1/694	8,956	8,466	8,959	2,772	162	161	7,282	8,432	8,298	53,488
N/ST i GSA EL 110kV-T2/960	-	-	-	-	-	-	-	-	-	-
N/ST I CWI Albania T1/148	466	395	531	417	572	557	562	396	519	4,415
N/ST i AES EL 110kV-T1/690	159	22	-	2,414	7,298	7,073	7,277	7,122	2,268	33,632
N/ST I AES EL 110kV-T2/692	-	118	147	60	2	-	-	-	4,723	5,050
HEC Moglice T1,T2,T3	1.4	1	1	1	1	7	1	-	1	13
HEC Peshqesh-T1/633	0.9	9	5	5	6	25	38	38	23	150
Nova Solar							4	27	31	62
Spv Blue 1 T1/139	-	-	-	-	4	14	19	21	23	81
Lajthiza T1/742	14.4	22	17	27	21	228	440	619	459	1,848
HEC Ashta1-T1,HEC Ashta2-T1,	-	-	0.11	-	-	0.19	-	-	-	0
HEC Banje T1,T2	10.8	12	20	19	19	21	15	15	21	153
HEC Fang-T1,T2.	1.300	35	48	25	22	23	45	44	35	278
Gjenerim KURUM	1.296	5	16	9	10	19	18	17	23	117
FERRO KROM-F1,F2,F3,F4	6,953	6,896	7,392	7,013	7,223	6,789	6,634	56	54	49,010
TOTAL	36,554	31,249	50,416	58,815	63,497	62,491	65,729	32,716	29,930	431,396

Burimi: OST sha

Devijimet nga programi interkoneksionit 2024 (9-mujori)

Minus = Hyrje ***Plus = Dalje***

Data	Janar	Shkurt	Mars	Prill	Maj	Qershor	Korrik	Gusht	Shtator	**2024**
1	411	-16	394	394	55	111	-112	88	88	**1,413**
2	462	144	428	428	257	2	-97	228	52	**1,904**
3	-120	293	139	139	850	-41	481	219	-19	**1,941**
4	545	378	-250	-117	429	373	54	71	106	**1,589**
5	375	411	233	363	962	207	142	151	123	**2,967**
6	309	49	43	326	18	186	-53	70	-69	**879**
7	739	185	51	592	-73	-83	102	39	110	**1,662**
8	207	-237	24	468	15	-182	-102	-3	-5	**185**
9	121	354	-267	-9	136	-411	-172	-47	120	**-175**
10	-5	46	401	605	163	-209	-209	68	6	**866**
11	311	395	126	532	130	4	42	-78	37	**1,499**
12	183	910	287	242	-922	49	-49	-179	-54	**467**
13	-117	217	364	-132	1159	-129	110	-272	306	**1,506**
14	61	-41	162	352	50	423	241	-128	734	**1,854**
15	65	128	15	131	41	101	-40	-34	62	**469**
16	1299	-59	13	-177	-30	308	24	-135	1757	**3,000**
17	439	-168	0	99	162	-326	-155	16	686	**753**
18	1474	-12	106	101	127	-232	-59	200	1039	**2,744**
19	1294	-47	-261	-515	416	-140	226	227	366	**1,566**
20	652	-115	-173	-92	154	-147	214	427	825	**1,745**
21	463	70	77	-444	88	1077	541	195	595	**2,662**
22	148	228	118	542	239	400	148	-385	718	**2,156**
23	-388	-73	365	129	370	217	44	-63	355	**956**
24	-2	-306	-5	1195	-301	79	272	1	196	**1,129**
25	154	383	165	1387	385	254	291	123	183	**3,325**
26	265	649	-248	865	764	264	309	-43	189	**3,014**
27	67	23	574	639	207	556	357	376	177	**2,976**
28	282	174	930	414	368	499	189	-143	-288	**2,425**
29	110	255	-432	298	332	410	60	198	692	**1,923**
30	-4		-135	670	110	175	102	293	101	**1,312**
31	-61		153		116		238	166		**612**
Total	**9,739**	**4,218**	**3,397**	**9,425**	**6,778**	**3,795**	**3012**	**1643**	**9188**	**51,195**

Burimi:OST sha

Transaksionet e energjisë elektrike të Pjesëmarrësve të Tregut në [MWh] për 2024

Nr.	Subjekti	Lloji transaksionit		Janar	Shkurt	Mars	Prill	Maj	Qershor	Korrik	Gusht	Shtator	Total [MWh]
1	DEVOLLI HP	Shkembime Cross-Border	AL-GR Greece - IN	-5,269	-7,436	-12,447	-26,790	-14,225	-16,440	-7,417	-13130	-15,484	-118,638
			AL-KS Kosovo - IN	0	0	0	0	0	0	0	0	0	0
			AL-ME Monte Negro - IN	-3,853	-2,631	-3,046	-2,299	-2,133	-4,973	-2,553	-871	-1,337	-23,696
			Total IN	-9,122	-10,067	-15,493	-29,089	-16,358	-21,413	-9,970	-14,001	-16,821	-142,334
			AL-GR Greece - OUT	25,937	23,154	30,424	11,364	8,177	11,519	7,599	8,576	7,661	134,411
			AL-KS Kosovo - OUT	0	0	0	0	0	0	0	0	0	0
			AL-ME Monte Negro - OUT	64,328	47,573	49,103	60,678	58,059	36,350	19,429	22,471	29,874	387,865
			Total OUT	90,265	70,727	79,527	72,042	66,236	47,869	27,028	31,047	37,535	522,276
		Prodhimi	Prodhim Devolli HP	81,143	60,660	64,034	42,953	49,907	27,187	17,058	17,046	23,545	383,533
			Total Prodhim	81,143	60,660	64,034							383,533
		Transaksionet e brendshme	Blerje AYEN Energy Trading										0
			Shitje AYEN Energy Trading						374			2,831.0	3,205
			Blerje GEN-I										0
			Shitje GEN-I					29					29
			Total transaksione	0	0	0	0	29	374	0	0	2,831	3,234
2	AYEN Energy Trading	Shkembime Cross-Border	AL-GR Greece - IN	0	-2,424	-5,347	-1,409	-2,993	-228	-5,522	-1896	-6,452	-26,271
			AL-KS Kosovo - IN	-1,299	0	-12,761	-26,300	-10,936	-8,408	-377	-26	-2,227	-62,334
			AL-ME Monte Negro - IN	0	-618	-5,873	-1,605	-801	-2,838	-3,570	-376	-4,275	-19,956
			Total IN	-1,299	-3,042	-23,981	-29,314	-14,730	-11,474	-9,469	-2,298	-12,954	-108,561
			AL-GR Greece - OUT	1,005	0	0	0	7,635	9,775	1,729	3232	5,807	29,183
			AL-KS Kosovo - OUT	0	966	240	0	0	0	0	0	2,928	4,134
			AL-ME Monte Negro - OUT	200	5	0	297	396	75	42	0	574	1,589
			Total OUT	1,205	971	240	297	8,031	9,850	1,771	3,232	9,309	34,906
		Transaksionet e brendshme	Blerje AYEN AS Energji	-11,394	-10,332	-17,178.1	-18,164	-1,211.72	-197	-186.79	-3,370.44	-3,438.15	-65,472
			Shitje AYEN AS Energji			579.1	7,644	268	48	126.00			8,666
			Shitje SPV BLUE 1										0
			Blerje SPV BLUE 1					-3,107	-9,859	-2,215.00		-400.00	-15,581
			Blerje KESH				-750						-750
			Blerje EZ-5 ENERGY			-75.1	-18.7	-5					-99
			Shitje EZ-5 ENERGY	439	1,583	1,723.1	3,533	368	10	206.00	63	143.00	8,069
			Blerje Danske Commodities					-270					-270
			Shitje Danske Commodities										0
			Blerje DEVOLL HP						-374			-2,831.00	-3,205
			Shitje DEVOLL HP										0
			Shitje KESH			88.0			9,900	3,600.00	13,200	2,832.00	29,620
			Blerje GEN-I				-13	-21					-34
			Shitje GEN-I										0
			Shitje NOA ENERGY TRADE		36	400.0	1,171	6,843.40	11,222	7,226.97	729.44	6,941.01	34,570
			Blerje NOA ENERGY TRADE	-136			-750	-82.68	-90	-1,751.18	-12,555	-2,348.86	-17,714
			Shitje SOLE24	11,185	10,784		36,364	3,917	264	692.00	999	2,747.00	66,952
			Blerje SOLE24			38,204.0			-9,300				28,904
			Shitje FUTURE ENERGY TRADING AND EXCHANGE DYNAMICS										0.0
			Total transaksione	94	2,071	23,741	29,017	6,699	1,624	7,698	-934	3,645	73,655
3	AYEN AS Energji	Shkembime Cross-Border	AL-GR Greece - IN	0	0	0	0	0	0	0	0	0	0
			AL-KS Kosovo - IN	-274	-1,795	-210	-3,172	-2,245	-862	-34	-8	0	-8,600
			AL-ME Monte Negro - IN	-518	-698	-1,669	-459	-118	-274	-174	-26	-69	-4,005
			Total IN	-792	-2,493	-1,879	-3,631	-2,363	-1,136	-208	-34	-69	-12,605
			AL-GR Greece - OUT	23,002	11,364	9,211	22,354	2,511	0	0	0	0	68,442
			AL-KS Kosovo - OUT	19,356	9,591	3,129	5,110	279	0	2,675	2,282	1,160	43,582
			AL-ME Monte Negro - OUT	9,966	3,300	1,735	2,817	2,020	0	873	551	826	22,088
			Total OUT	52,324	24,255	14,075	30,281	4,810	0	3,548	2,833	1,986	134,112
		Prodhimi	Prodhim HEC PESHQESH+HEC FANG	62,926.2	32,094.3	28,795.0	37,169.3	34,232.7	22,893.0	7,395.9	6,560.5	5,355.15	237,422.1
			Total Prodhim	62,926.2	32,094.3	28,795.0	37,169.3	34,232.7	22,893.0	7,395.9	6,560.5	5,355.2	237,422.1
		Transaksionet e brendshme	Shitje AYEN Energy Trading	11,394	10,332	17,178.13	18,164	1,212	197	186.79	3,370.44	3,438.15	65,472
			Blerje AYEN Energy Trading			-579.10	-7,644	-268	-48	-126.00			-8,666
			Shitje FUTURE ENERGY TRADING AND EXCHANGE DYNAMICS										0
			Shitje EZ-5 ENERGY										0.0
			Shitje NOA ENERGY TRADE							1,837.1	391.080		2,228.2
			Shitje SOLE24					30,842.00	23,880	2,158			56,880.0
			Total transaksione	11,394	10,332	16,599	10,519	31,786	24,029	4,056	3,762	3,438	115,915
4	ENERGJI ASHTA	Shkembime Cross-Border	AL-GR Greece - IN										0
			AL-KS Kosovo - IN										0
			AL-ME Monte Negro - IN										0
			Total IN	0	0	0	0	0	0	0	0	0	0
			AL-GR Greece - OUT										0
			AL-KS Kosovo - OUT										0
			AL-ME Monte Negro - OUT										0
			Total OUT	0	0	0	0	0	0	0	0	0	0
		Prodhimi	Prodhim HEC ASHTA	29,854	23,905	19,068	14,281	16,703	16,093	21,497	16,828	15,602	173,831
			Total Prodhim	29,854	23,905	19,068	14,281	16,703	16,093	21,497	16,828	15,602	173,831
		Transaksionet e brendshme	Shitje FTL	29,854	23,905	19,068	14,281	16,703	16,093	21,497	16,828	15,602	173,831
			Total transaksione	29,854	23,905	19,068	14,281	16,703	16,093	21,497	16,828	15,602	173,831
5	GEN-I	Shkembime Cross-Border	AL-GR Greece - IN	-4,629	-7,480	-6,814	-14,319	-6,604	-7,618	-10,839	-18924	-13,956	-91,183
			AL-KS Kosovo - IN	-8,008	-4,725	-3,937	-4,947	-1,968	-114	-189	-15	-15	-23,918
			AL-ME Monte Negro - IN	-35,735	-35,790	-34,511	-11,267	-16,043	-20,207	-8,733	-10176	-14,992	-187,454
			Total IN	-48,372	-47,995	-45,262	-30,533	-24,615	-27,939	-19,761	-29,115	-28,963	-302,555
			AL-GR Greece - OUT	32,894	41,212	36,865	15,031	22,557	12,805	5,643	6567	7,865	181,439
			AL-KS Kosovo - OUT	9,197	556	2,017	4,210	7,521	1,110	3,558	3665	8,134	39,968
			AL-ME Monte Negro - OUT	6,748	6,219	6,438	18,038	9,443	4,314	2,767	6269	6,899	67,135
			Total OUT	48,839	47,987	45,320	37,279	39,521	18,229	11,968	16,501	22,898	288,542
		Transaksionet e brendshme	Prodhimi									83	83
			Blerje ALPEX	-24				-3	-22	-8.96	-30.05		-88
			Shitje ALPEX		8				73.82	700.32	496.06	767	2,045
			Blerje KURUM	-443									-443
			Shitje KURUM								1,203		1,203
			Blerje AYEN Energy Trading										0
			Shitje AYEN Energy Trading				13	21					34
			Blerje ENER TRADE					-3,920					-3,920
			Shitje ENER TRADE			2	14	2	7		15		40
			Shitje GSA										0
			Blerje KESH			-1,900	-9,590	-12,680		-400		-800	-25,370
			Shitje KESH			1,840	2,814	1,680	9,750	7,500	10,930	6,180	40,694
			Blerje DEVOLL HP					-29					-29
			Shitje DEVOLL HP										0
			Total transaksione	-467	8	-58	-6,749	-14,929	9,809	7,791	12,614	6,147	14,166
6	GSA	Shkembime Cross-Border	AL-GR Greece - IN	-1,593	-6,393	-7,587	-7,496	-1,959	-1,989	-11,082	-11,879	-14,098	-64,076
			AL-KS Kosovo - IN	-16,313	-10,819	-14,252	-19,977	-8,677	-9,828	-9,929	-10,080	-8,101	-107,976
			AL-ME Monte Negro - IN	0	0	0	-329	-1,189	-1,640	-4,058	-2,235	-4,493	-13,944
			Total IN	-17,906	-17,212	-21,839	-27,802	-11,825	-13,457	-25,069	-24,194	-26,692	-185,996
			AL-GR Greece - OUT	3,137	1,671	2,526	1,640	3,211	2,696	1,455	568	90	16,994
			AL-KS Kosovo - OUT	1,214	5,609	4,562	5,974	477	114	402	300	84	18,736
			AL-ME Monte Negro - OUT	20	62	2,086	3,015	2,552	353	1,186	932	28	10,234
			Total OUT	4,371	7,342	9,174	10,629	6,240	3,163	3,043	1,800	202	45,964
		Transaksionet e brendshme	Shitje Konsumatoreve te Kualifikuar	13,535	9,870	12,957	15,234	9,926	8,942	11,164	12,029	14,168.82	107,826
			Prodhimi			292	521	441	178	41	71	48	1,592
			Blerje KESH				-1,950	-3,900				-60	-5,910
			Shitje KESH				4,410		1,530	10,440	9,620	8,520	34,520
			Blerje ALPEX				-1				-276.16		-277
			Shitje ALPEX				1			463	1,092.00	3,909.08	5,465
			Blerje ENER TRADE										0
			Blerje GEN-I										0
			Blerje KURUM										0
			Shitje KURUM										0
			Total transaksione	13,535	9,870	13,249	18,215	6,466	10,650	22,107	22,536	26,586	143,215
7	DANSKE COMMODITIES	Shkembime Cross-Border	AL-GR Greece - IN	-13,364	-7,575	-11,398	-20,836	-8,809	-11,354	-16,866	-15,861	-14,716	-120,779
			AL-KS Kosovo - IN	-2,347	0	-1,216	-3,962	0	0	0	-12	0	-7,537
			AL-ME Monte Negro - IN	-23,247	-16,378	-28,336	-11,381	-8,056	-17,745	-18,688	-15,062	-15,422	-154,315
			Total IN	-38,958	-23,953	-40,950	-36,179	-16,865	-29,099	-35,554	-30,935	-30,138	-282,631
			AL-GR Greece - OUT	13,838	15,639	24,483	12,479	15,020	13,022	15,742	7,855	9,591	127,669
			AL-KS Kosovo - OUT	19,610	333	4,060	160	0	0	0	0	0	24,163
			AL-ME Monte Negro - OUT	5,517	7,068	7,489	16,820	16,648	8,712	14,415	10,056	8,686	95,411
			Total OUT	38,965	23,040	36,032	29,459	31,668	21,734	30,157	17,911	18,277	247,243
		Transaksionet e brendshme	Blerje KESH			-2,740.0	-4,500	-13,160					-20,400.00
			Shitje KESH			2,008.0	9,900		8,400	3,960	12,000	10,656.00	46,924.00
			Blerje AYEN Energy Trading										0.00
			Shitje AYEN Energy Trading					270.0					270.00
			Blerje ALPEX	-249.8	-574	-161.1	-1,209.7	-5,161.1	-2,046.6	-260.58	-790.50	-462.28	-10,915.66
			Shitje ALPEX	187	1,481	5,922.0	2,513.8	3,228.0	987.1	1,697.83	1,695.46	1,669.04	19,381.48
			Blerje ENER TRADE										0.00
			Shitje ENER TRADE		7		16.0		25.0		118		166.00
			Blerje Renrgy TR			-112.0							-112.00
			Shitje Renrgy TR										0.00
			Total transaksione	-63	914	4,917	6,720	-14,823	7,365	5,397	13,023	11,863	35,260
		Shkembime Cross-Border	AL-GR Greece - IN	-58,073	0	0	-50	-60	-5,352	-4,918	-3,625	-11,862	-83,940
			AL-KS Kosovo - IN	-971	0	0	-1,489	-4,597	-17,324	-20,935	-17,934	-283	-63,533
			AL-ME Monte Negro - IN	-10,628	-687	-1,460	-1,383	-60	-682	0	-1,575	-456	-16,931
			Total IN	-69,672	-687	-1,460	-2,922	-4,717	-23,358	-25,853	-23,134	-12,601	-164,404
			AL-GR Greece - OUT	23,627	26,534	30,868	29,366	24,445	15,289	12,444	14,344	6,228	183,145
			AL-KS Kosovo - OUT	98,533	7,046	10,916	22,086	28,552	12,860	15,964	7,457	7,555	210,969
			AL-ME Monte Negro - OUT	1,078	9,867	8,047	4,177	6,677	670	585	0	7,387	38,488
			Total OUT	123,238	43,447	49,831	55,629	59,674	28,819	28,993	21,801	21,170	432,602
			Prodhimi				8						8
			Shitje Konsumatoreve te Kualifikuar				742	1,226	1,443	1488	1,605.77	1,557	8,062

8	NOA ENERGY TRADE	Transaksionet e brendshme	Blerje AYEN AS Energji							-1837.1	-391.08		-2,228
			Blerje AYEN Energy Trading		-36	-400	-1,171	-6,843.4	-11,222	-7,227	-729.44	-6,941.01	-34,570
			Shitje AYEN Energy Trading	136			750	82.68	90	1,751	12,555.0	2,348.86	17,714
			Blerje KESH				-750	-7,800				-1,000	-9,550
			Shitje KESH			400		2,100	15,840	2,688	8,400	13,350	42,778
			Blerje ALPEX					-82.68	-47.87	-90	-42.60	-535.70	-799
			Shitje ALPEX				437	148.40	309.07	660	215.35	645.01	2,415
			Shitje FTL										0
			Blerje SOLE24	-53,702	-45,505	-72,753	-77,638	-69,535	-46,530	-25,231	-20,280	-18,713	-429,887
			Shitje SOLE24					225	9,300				9,525
			Blerje KURUM										0
			Shitje KURUM		2,781	24,382	24,931	25,522	25,357	24,658		720	128,351
			Total transaksione	-53,566	-42,760	-48,371	-52,691	-54,957	-5,461	-3,140	1,333	-8,569	-268,190
9	KURUM INTERNATIONAL	Shkembime Cross-Border	AL-GR Greece - IN	0	0	0	0	0	0	0	0	0	0
			AL-KS Kosovo - IN	0	0	0	0	0	0	0	0	0	0
			AL-ME Monte Negro - IN	0	0	0	0	0	0	0	0	0	0
			Total IN	0	0	0	0	0	0	0	0	0	0
			AL-GR Greece - OUT	0	0	0	0	0	0	0	0	0	0
			AL-KS Kosovo - OUT	0	0	0	0	0	0	0	0	0	0
			AL-ME Monte Negro - OUT	0	0	0	0	0	0	0	0	0	0
			Total OUT	0	0	0	0	0	0	0	0	0	0
		Prodhimi	Prodhim HEC-et	48,108	37,553	34,507	41,274	31,747	22,437	22,381	19,281	15,966	273,254
			Total Prodhim	48,108	37,553	34,507	41,274	31,747	22,437	22,381	19,281	15,966	273,254
		Transaksionet e brendshme	Shitje Konsumatoreve te Kualifikuar	5,148	5,645	24,340	24,931	23,182	25,408	24,658	1,203	720	135,235
			Blerje GSA										0
			Shitje GSA										0
			Shitje Ayen Energy Trading										0
			Blerje Ayen Energy Trading										0
			Blerje GEN-I								-1,203		-1,203
			Shitje GEN-I	443									443
			Shitje SOLE 24	42,517	34,689	34,549	41,274	34,087	22,386	22,381	19,281	15,966	267,130
			Shitje NOA Energy Trade										0
			Blerje NOA Energy Trade		-2,781	-24,382	-24,931	-25,522	-25,357	-24,658		-720	-128,351
			Total transaksione	48,108	37,553	34,507	41,274	31,747	22,437	22,381	19,281	15,966	273,254
10	AXPO ALBANIA	Shkembime Cross-Border	AL-GR Greece - IN	0	0	0	0	0	0	0	0	0	0
			AL-KS Kosovo - IN	-2,798	-2,415	0	-90	0	0	0	0	0	-5,303
			AL-ME Monte Negro - IN	-13,392	-11,778	-7,869	-744	-430	-670	-1,487	-2,480	-260	-39,110
			Total IN	-16,190	-14,193	-7,869	-834	-430	-670	-1,487	-2,480	-260	-44,413
			AL-GR Greece - OUT	14,685	12,298	7,518	834	430	670	1,487	2,480	260	40,662
			AL-KS Kosovo - OUT	1,505	1,875	0	0	0	0	0	0	0	3,380
			AL-ME Monte Negro - OUT	0	20	351	0	0	0	0	0	0	371
			Total OUT	16,190	14,193	7,869	834	430	670	1,487	2,480	260	44,413
		Transaksionet e brendshme	-										0
			Total transaksione	0	0	0	0	0	0	0	0	0	0
11	EFT (Energy Financing Team) TIRANA	Shkembime Cross-Border	AL-GR Greece - IN	-3,814	-2,753	-3,656	-13,276	-3,742	-5,444	-6,107	-4,396	-5,015	-48,203
			AL-KS Kosovo - IN	-6,653	-480	0	-2,040	0	0	0	0	0	-9,173
			AL-ME Monte Negro - IN	-15,000	-22,827	-21,935	-8,020	-5,560	-7,453	-11,403	-6,774	-8,252	-107,224
			Total IN	-25,467	-26,060	-25,591	-23,336	-9,302	-12,897	-17,510	-11,170	-13,267	-164,600
			AL-GR Greece - OUT	21,305	23,157	21,514	9,653	5,580	7,453	10,603	6,774	8,252	114,291
			AL-KS Kosovo - OUT	646	0	0	5,396	0	0	0	0	0	6,042
			AL-ME Monte Negro - OUT	3,516	2,903	3,496	8,327	3,672	5,334	5,881	4,396	5,015	42,540
			Total OUT	25,467	26,060	25,010	23,376	9,252	12,787	16,484	11,170	13,267	162,873
		ransaksionet e brendshm	Blerje ALPEX			-1	-40	-20					-61
			Shitje ALPEX			582		70	110	1026			762
			Total transaksione	0	0	581	-40	50	110	1,026	0	0	701
12	ReNRGY	Shkembime Cross-Border	AL-GR Greece - IN	-7,293	-4,055	-5,542	-11,553	-5,841	-7,579	-6,566	-4,670	-4,867	-57,966
			AL-KS Kosovo - IN	-3,410	-1,534	-2,920	-242	-1,078	-316	-941	-5,157	-3,170	-18,768
			AL-ME Monte Negro - IN	-15,473	-19,326	-14,260	-5,050	-3,224	-6,301	-7,999	-5,753	-10,741	-88,127
			Total IN	-26,176	-24,915	-22,722	-16,845	-10,143	-14,196	-15,506	-15,580	-18,778	-164,861
			AL-GR Greece - OUT	17,301	18,699	15,298	5,875	6,802	8,383	6,127	3593	10,777	92,855
			AL-KS Kosovo - OUT	5,255	1,006	707	3,690	2,000	1,630	757	25	0	15,070
			AL-ME Monte Negro - OUT	3,525	2,413	3,758	7,595	6,181	6,780	4,848	6,172	4,418	45,690
			Total OUT	26,081	22,118	19,763	17,160	14,983	16,793	11,732	9,790	15,195	153,615
		Transaksionet e brendshme	Shitje ALPEX	95.0	2,829.0	4,424.8	2,586	695.37	1,406	2,866	3,405	2,078	20,385
			Blerje ALPEX		-32	-1,691.5	-1,827	-4,546.52	-4,886	-1,040	-135	-170	-14,327
			Blerje KESH				-1,075	-1,000					-2,075
			Shitje KESH			112.0			882	2,108	3,150	1,680	7,932
			Blerje SPV BLUE 1							-160	-630		-790
			Shitje Danske Commodities Albania			112.0							112
			Total transaksione	95	2,797	2,957	-316	-4,851	-2,598	3,774	5,790	3,588	11,237
13	EZ-5 ENERGY	Shkembime Cross-Border	AL-GR Greece - IN	0	0	0		0	0	0		0	0
			AL-KS Kosovo - IN	0	0	0		0	0	0		0	0
			AL-ME Monte Negro - IN	0	-12	0		-18	0	0		0	-30
			Total IN	0	-12	0	0	-18	0	0	0	0	-30
			AL-GR Greece - OUT	0	0	0		0	0	0		0	0
			AL-KS Kosovo - OUT	0	0	0		0	0	0		0	0
			AL-ME Monte Negro - OUT	10	8	0		0	0	0		0	18
			Total OUT	10	8	0	0	0	0	0	0	0	18
		Prodhimi	Prodhim	980	1,345	1,707	2,010	2,584	2,814	2,993	2,693.90	2,130	19,257
			Total Prodhim	980	1,345	1,707	2,010	2,584	2,814	2,993	2,694	2,130	19,257
		Transaksionet e brendshme	Konsumi	684.9	2,456.0	3,152.3	3,308.4	3,974.6	4,251.7	5,128.2	5,328.9	4,352.2	6293.17
			Blerje KESH			-160.0							-160
			Shitje KESH										0
			Blerje AYEN Energy Trading	-439.2	-1,583	-1,723	-3,533	-368	-10	-206	-63	-143	-8,069
			Shitje AYEN Energy Trading			75	19	5					98.8
			Blerje AYEN AS ENERGJI										0.0
			Blerje ENER TRADE										0
			Shitje FTL										0
			Blerje 5GX ENERGY									-514.30	-514
			Shitje 5GX ENERGY										0
			Blerje SOLE 24										0
			Shitje SOLE 24		32.00								32
			Blerje SPV BLUE 1								-53.00		-53.0
			Blerje ALPEX	-4.80	-59.60	-164.38	-208.08	-1,577.10	-2,002.83	-2,279.74	-2,841.81	-2,327.24	-11,465.58
			Shitje ALPEX	729.3	504.2	526.60	2,424	567.96	574.70	350.80	322.80	762.20	6,762.59
			Total transaksione	970	1,349	1,707	2,010	2,602	2,814	2,993	2,694	2,130	-13,368
14	ENSCO Trading	Shkembime Cross-Border	AL-GR Greece - IN	-2,895	-2,292	-2,258	-2,182	-2,526	-2,345	-2,235	-2,411	-1,261	-20,405
			AL-KS Kosovo - IN	0	0	0	0	0	0	0	0	0	0
			AL-ME Monte Negro - IN	0	0	0	0	-50	-1,010	-2,412	-1,895	-280	-5,647
			Total IN	-2,895	-2,292	-2,258	-2,182	-2,576	-3,355	-4,647	-4,306	-1,541	-26,052
			AL-GR Greece - OUT	0	0	0	0	50	1,010	2,412	1,895	280	5,647
			AL-KS Kosovo - OUT	0	0	0	0	0	0	0	0	0	0
			AL-ME Monte Negro - OUT	2,895	2,292	2,258	2,182	2,526	2,345	2,235	2,411	1,261	20,405
			Total OUT	2,895	2,292	2,258	2,182	2,576	3,355	4,647	4,306	1,541	26,052
		Transaksionet e brendshme	-										0
			Total transaksione	0	0	0	0	0	0	0	0	0	0
15	ENER TRADE	Shkembime Cross-Border	AL-GR Greece - IN	-334	-663	-1,213	-4,897	-1,891	-19,800	-18,098	-38,032	-16,018	-100,946
			AL-KS Kosovo - IN	-579	0	0	0	0	-1,748	-834	-1,440	-240	-4,841
			AL-ME Monte Negro - IN	-8,423	-6,605	-3,551	-17,359	-14,907	-24,949	-17,912	-30,728	-27,187	-151,621
			Total IN	-9,336	-7,268	-4,764	-22,256	-16,798	-46,497	-36,844	-70,200	-43,445	-257,408
			AL-GR Greece - OUT	572	4,621	7,519	14,000	24,885	11,169	690	1,552	1,124	66,132
			AL-KS Kosovo - OUT	13	0	800	6,963	10,653	0	0	0	722	19,151
			AL-ME Monte Negro - OUT	0	260	597	1,389	9,144	904	216	100	51	12,661
			Total OUT	585	4,881	8,916	22,352	44,682	12,073	906	1,652	1,897	97,944
		Transaksionet e brendshme	Prodhimi				3.28	17					20
			Shitje Konsumatoreve te Kualifikuar	8,746	8,251	4,987	9,951	11,646.309	11,874	12,951.76	10,224.61	5,952.280	84,583
			Blerje INFO Telecom sh.p.k.(INFO_TELECOM)										0
			Shitje INFO Telecom sh.p.k.(INFO_TELECOM)										0
			Blerje TIRANA INTERNATIONAL DEVELOPMENT sh.a.(TID)										0
			Shitje TIRANA INTERNATIONAL DEVELOPMENT sh.a.(TID)										0
			Shitje Danske Commodities Albania										0
			Blerje Danske Commodities Albania		-7		-16		-25		-118		-166
			Shitje EZ-5 ENERGY										0
			Shitje GSA										0
			Shitje FTL										0
			Blerje GEN-I			-2.0	-14	-2	-7		-15		-40
			Shitje GEN-I					3,920					3,920
			Blerje SPV BLUE 1							-1,400.00	-650		-2,050
			Shitje KESH			400.0	6,040	4,284	35,280	26,016.00	62,840	37,020.0	171,880
			Blerje KESH			-1,600.0	-9,725	-39,029					-50,354
			Blerje SPV BLUE 1									-47.0	-47
			Blerje ALPEX	-2	-5,919	-8,727.6	-6,545	-9,160.74	-12,761	-3,830.56	-4,277.71	-1,818.5	-53,042
			Shitje ALPEX	7	62	790.9	216	474.35	63	2,200.80	544.10	441.2	4,800
			Total transaksione	8,751	2,387	-4,152	-89	-27,850	34,424	35,938	68,548	41,548	159,504
16	TIRANA INTERNATIONAL DEVELOPMENT sh.a.(TID)	Shkembime Cross-Border	AL-GR Greece - IN										0
			AL-KS Kosovo - IN										0
			AL-ME Monte Negro - IN										0
			Total IN	0	0	0	0	0	0	0	0	0	0
			AL-GR Greece - OUT										0
			AL-KS Kosovo - OUT										0
			AL-ME Monte Negro - OUT										0
			Total OUT	0	0	0	0	0	0	0	0	0	0
		Transaksionet e brendshme	Blerje Ener Trade										0
			Shitje ENER TRADE										0
			Blerje KESH										0
			Shitje KESH										0
			Blerje INFO Telecom sh.p.k.										0
			Shitje INFO Telecom sh.p.k.										0
			Total transaksione	0	0	0	0	0	0	0	0	0	0
			AL-GR Greece - IN										0

17	INFO Telecom sh.p.k.	Shkembime Cross-Border	AL-KS Kosovo - IN										0
			AL-ME Monte Negro - IN										0
			Total IN	0	0	0	0	0	0	0	0	0	0
			AL-GR Greece - OUT										0
			AL-KS Kosovo - OUT										0
			AL-ME Monte Negro - OUT										0
			Total OUT	0	0	0	0	0	0	0	0	0	0
		Transaksionet e brendshme	Blerje Ener Trade										0
			Shitje Ener Trade										0
			Shitje FTL										0
			Blerje KESH										0
			Blerje TIRANA INTERNATIONAL DEVELOPMENT sh.a.(TID)										0
			Shitje TIRANA INTERNATIONAL DEVELOPMENT sh.a.(TID)										0
			Total transaksione	0	0	0	0	0	0	0	0	0	0
18	AlbESP Trading & Consulting shpk (AESPF)	Shkembime Cross-Border	AL-GR Greece - IN							0	0		0
			AL-KS Kosovo - IN							0	0		0
			AL-ME Monte Negro - IN							0	0		0
			Total IN	0	0	0	0	0	0	0	0	0	0
			AL-GR Greece - OUT							0	0		0
			AL-KS Kosovo - OUT							0	0		0
			AL-ME Monte Negro - OUT							0	0		0
			Total OUT	0	0	0	0	0	0	0	0	0	0
		Transaksionet e brendshme	Shitje Konsumatoreve te Kualifikuar				94.63	531.65	1,045	2,300	2,226	2,161.92	8,360
			Shitje KESH			160	1212	1,260	1,440	2,540	3,900	1,080.00	11,592
			Blerje KESH				-125	-4,500				-28.00	-4,653
			Blerje FUTURE_ENT			-160	-1307	-1,791.65	-2,485	-4,840.44	-6,125.93	-3,233.92	-19,944
			Shitje FUTURE_ENT				125	4,500				20.00	4,645
			Shitje TIRANA INTERNATIONAL DEVELOPMENT sh.a.(TID)										0
			Total transaksione	0	0	0	0	0	0	0	0	0	0
19	ADA Solar SE sh.p.k	Shkembime Cross-Border	AL-GR Greece - IN	-4,199	-2,634	-3,425	-5,191	-4,068	-1,991	-1,402	-673	-2,229	-25,812
			AL-KS Kosovo - IN	0	0	0	0	0	0	0	0	0	0
			AL-ME Monte Negro - IN	-235	-120	-230	0	-910	-508	-252	-180	-468	-2,903
			Total IN	-4,434	-2,754	-3,655	-5,191	-4,978	-2,499	-1,654	-853	-2,697	-28,715
			AL-GR Greece - OUT	235	120	230	0	910	508	252	180	468	2,903
			AL-KS Kosovo - OUT	0	0	0	0	0	0	0	0	0	0
			AL-ME Monte Negro - OUT	4,199	2,634	3,425	5,191	4,068	1,991	1,402	673	2,229	25,812
			Total OUT	4,434	2,754	3,655	5,191	4,978	2,499	1,654	853	2,697	28,715
		Transaksionet e brendshme	-										0
			Total transaksione	0	0	0	0	0	0	0	0	0	0
20	DRAGOBIA ENERGY	Shkembime Cross-Border	AL-GR Greece - IN										0
			AL-KS Kosovo - IN										0
			AL-ME Monte Negro - IN										0
			Total IN	0	0	0	0	0	0	0	0	0	0
			AL-GR Greece - OUT										0
			AL-KS Kosovo - OUT										0
			AL-ME Monte Negro - OUT										0
			Total OUT	0	0	0	0	0	0	0	0	0	0
		Transaksionet e brendshme	Prodhimi	5,575.25	4,690.15	6,839.7	9,927	6,699	3,239	930	33.80	1,123	39,055.78
			Total Prodhim	5,575.25	4,690.15	6,839.7	9,927.1	6,698.6	3,238.6	929.7	33.8	1,123.0	39,055.78
			Konsumi			419	1,218	1,388	1,335				4,361
			Total Konsumi			419.5	1,218.0	1,388.2	1,334.9	0.0	0.0	0.0	4,360.50
			Blerje ALPEX			-26.40							-26.40
			Shitje ALPEX			0.09	248.32	77.10					325.51
			Shitje FTL	5,575.25	4,690.15	5,951	-8,461	5,232.10	1,903.7	929.65	33.80	1,122.95	16,978.14
			Total transaksione	5,575.25	4,690.15	5,924.99	-8,212.47	5,309.20	1,903.73	929.65	33.80	1,122.95	16,978.14
21	Duferco Shqipëri	Shkembime Cross-Border	AL-GR Greece - IN	0									0
			AL-KS Kosovo - IN	0									0
			AL-ME Monte Negro - IN	-1									-1
			Total IN	-1	0	0	0	0	0	0	0	0	-1
			AL-GR Greece - OUT	1									1
			AL-KS Kosovo - OUT	0									0
			AL-ME Monte Negro - OUT	0									0
			Total OUT	1	0	0	0	0	0	0	0	0	1
		Transaksionet e brendshme	Prodhimi										0.00
			Total Prodhim	0.0	0.0	0.0	0.0	0.0	0.0	0.0	0.0	0.0	0.00
			Shitje FTL	0	0	0	0	0	0	0	0	0	0.00
			Total transaksione	0	0	0	0	0	0	0	0	0	0.00
22	ENERGY 24	Shkembime Cross-Border	AL-GR Greece - IN										0
			AL-KS Kosovo - IN										0
			AL-ME Monte Negro - IN										0
			Total IN	0	0	0	0	0	0	0	0	0	0
			AL-GR Greece - OUT										0
			AL-KS Kosovo - OUT										0
			AL-ME Monte Negro - OUT										0
			Total OUT	0	0	0	0	0	0	0	0	0	0
		Transaksionet e brendshme	Prodhimi										0.00
			Total Prodhim	0.0	0.0	0.0	0.0	0.0	0.0	0.0	0.0	0.0	0.00
			-										0.00
			Total transaksione	0	0	0	0	0	0	0	0	0	0.00
23	FUTURE ENERGY TRADING AND EXCHANGE DYNAMICS	Shkembime Cross-Border	AL-GR Greece - IN	0	0	0	0	0	0	0	0	0	0
			AL-KS Kosovo - IN	-4,126	-6,139	-9,793	-11,562	-9,373	-11,848	-19,404	-15,051	-12,461	-99,757
			AL-ME Monte Negro - IN	-2,364	-1,105	-225	-1,075	-2,366	-3,022	-4,738	-2,939	-2,276	-20,110
			Total IN	-6,490	-7,244	-10,018	-12,637	-11,739	-14,870	-24,142	-17,990	-14,737	-119,867
			AL-GR Greece - OUT	162	0	0	0	0	0	0	0	0	162
			AL-KS Kosovo - OUT	25	0	2	0	308	50	8	73	8	474
			AL-ME Monte Negro - OUT	0	0	0	0	202	0	0	0	32	234
			Total OUT	187	0	2	0	510	50	8	73	40	870
		Transaksionet e brendshme	Shitje Konsumatoreve te Kualifikuar	6,309	7,042	8,869.4	12,168	17,225	15,970	19,656	12,846	11,059.97	111,145
			Blerje ALPEX		-87	-465.4	-593	-2,323	-3,729	-483	-1,212.82	-216.03	-9,108
			Shitje ALPEX		289	1,451.9	20	655				678.34	3,094
			Shitje Ayen Energy Trading										0
			Blerje Ayen Energy Trading										0
			Blerje AlbESP Trading				-125	-4,500				-20.00	-4,645
			Shitje AlbESP Trading			160.0	1,307	1,791.65	2,485.15	4,840	6,125.9	3,233.92	19,944
			Blerje Energy Commodities									-36.00	-36
			Shitje Energy Commodities									35.00	35
			Blerje KESH				-350	-1,830				-60.00	-2,240
			Shitje KESH				210	210	120	120	160	30.00	850
			Shitje Ayen AS Energji										0
			Blerje Ayen AS Energji										0
			Total transaksione	6,309	7,244	10,016	12,637	11,229	14,846	24,134	17,919	14,705	119,039
24	PROINFINIT CONSULTING	Shkembime Cross-Border	AL-GR Greece - IN										0
			AL-KS Kosovo - IN										0
			AL-ME Monte Negro - IN										0
			Total IN	0	0	0	0	0	0	0	0	0	0
			AL-GR Greece - OUT										0
			AL-KS Kosovo - OUT										0
			AL-ME Monte Negro - OUT										0
			Total OUT	0	0	0	0	0	0	0	0	0	0
		Transaksionet e brendshme	Blerje FUTURE ENERGY TRADING AND EXCHANGE DYNAMICS										0
			Shitje AlbEsp Trading			160							160
			Shitje FTL										0
			Blerje ALPEX			-465							-465
			Shitje ALPEX			1,452							1,452
			Shitje KESH										0
			Total transaksione	0	0	1,147	0	0	0	0	0	0	1,147
25	SOLE24 DOOEL SHKUP DEGA NE SHQIPERI	Shkembime Cross-Border	AL-GR Greece - IN					0	0		0	0	0
			AL-KS Kosovo - IN					-464	0		0	0	-464
			AL-ME Monte Negro - IN					0	0		0	0	0
			Total IN	0	0	0	0	-464	0	0	0	0	-464
			AL-GR Greece - OUT					0	0		0	0	0
			AL-KS Kosovo - OUT					0	0		0	0	0
			AL-ME Monte Negro - OUT					0	0		0	0	0
			Total OUT	0	0	0	0	0	0	0	0	0	0
		Transaksionet e brendshme	Blerje AYEN ENERGY	-11,185	-10,784	-38,204	-36,364	-3,917	-264	-692	-999	-2,747	-105,156
			Shitje AYEN ENERGY						9,300				9,300
			Blerje AYEN AS ENERGJI					-30,842	-23,880	-2,158			
			Blerje EZ-5		-32								-32
			Shitje EZ-5										0
			Blerje KURUM	-42,517	-34,689	-34,549	-41,274	-34,087	-22,386	-22,381	-19,281	-15,966	-267,130
			Blerje NOA ENERGY TRADE					-225	-9,300				-9,525
			Shitje NOA ENERGY TRADE	53,702	45,505	72,753	77,638	69,535	46,530	25,231.0	20,280	18,713	429,887
			Total transaksione	0	0	0	0	464	0	0	0	0	57,344
26	SPV BLUE 1	Shkembime Cross-Border	AL-GR Greece - IN						0	0	0	0	0
			AL-KS Kosovo - IN						0	0	0	0	0
			AL-ME Monte Negro - IN						0	0	0	0	0
			Total IN	0	0	0	0	0	0	0	0	0	0
			AL-GR Greece - OUT						0	0	#REF!	0	#REF!
			AL-KS Kosovo - OUT						0	0	#REF!	0	#REF!
			AL-ME Monte Negro - OUT						0	0	#REF!	0	#REF!
			Total OUT	0	0	0	0	0	0	0	#REF!	0	#REF!
		Transaksionet e brendshme	Prodhimi					3,107	10,369	15,547	13,860	9,327	52,211.01
			Total Prodhim	0.00	0.00	0.0	0.0	3,107.0	10,369.2	15,547.4	13,860.1	9,327.2	52,211.01
			Konsumi										0
			Total Konsumi			0.0							0.00
			Blerje ALPEX										0.00
			Shitje ALPEX						510.20	7,582.43	10,887.14	8,526.24	27,506.01
			Shitje ENER TRADE							1,400.00	650.00	47.00	2,097.00
			Shitje EZ-5								53.00		53.00
			Shitje KESH							4,190.00	1,640.00	354.00	6,184.00

			Shitje RENRGY TR							**160.00**	**630.00**		**790.00**
			Shitje AYEN ENERGY TRADING					**3,107.00**	**9,859**	**2,215**		**400**	**15,581.00**
			Total transaksione	**0.00**	**0.00**	**0.00**	**0.00**	**3,107.00**	**10,369.20**	**15,547.43**	**13,860.14**	**9,327.24**	**15,581.00**
27	**ALB ENERGY TRADE**	**Shkembime Cross-Border**	AL-GR Greece - IN							0	0	0	**0**
			AL-KS Kosovo - IN							0	0	0	**0**
			AL-ME Monte Negro - IN							0	-16	0	**-16**
			Total IN	**0**	**0**	**0**	**0**	**0**	**0**	**0**	**-16**	**0**	**-16**
			AL-GR Greece - OUT							0	0	0	**0**
			AL-KS Kosovo - OUT							0	0	0	**0**
			AL-ME Monte Negro - OUT							478	6,654	5,395	**12,527**
			Total OUT	**0**	**0**	**0**	**0**	**0**	**0**	**478**	**6,654**	**5,395**	**12,527**
		Prodhimi	**Prodhim ALB ENERGY TRADE**							**478**	**6,638**	**5,395**	**12,511**
			Total Prodhim	**0**	**0**	**0**				**478**	**6,638**	**5,395**	**12,511**
		Transaksionet e	**Total transaksione**	**0**	**0**	**0**	**0**	**0**	**0**	**0**	**0**	**0**	**0**
28	**5GX ENERGY**	**Shkembime Cross-Border**	AL-GR Greece - IN										**0**
			AL-KS Kosovo - IN										**0**
			AL-ME Monte Negro - IN										**0**
			Total IN	**0**	**0**	**0**	**0**	**0**	**0**	**0**	**0**	**0**	**0**
			AL-GR Greece - OUT										**0**
			AL-KS Kosovo - OUT										**0**
			AL-ME Monte Negro - OUT										**0**
			Total OUT	**0**	**0**	**0**	**0**	**0**	**0**	**0**	**0**	**0**	**0**
		Prodhimi	**Prodhim 5GX ENERGY**									**514.30**	**514**
			Total Prodhim	**0**	**0**	**0**				**0**	**0**		**514**
		Transaksionet e brendshme	**Shitje EZ-5 ENERGY**									**514.30**	**514**
			Total transaksione	**0**	**0**	**0**	**0**	**0**	**0**	**0**	**0**	**514.3**	**2,057**
29	**Energy Commodities**	**Shkembime Cross-Border**	AL-GR Greece - IN									-36	**-36**
			AL-KS Kosovo - IN									0	**0**
			AL-ME Monte Negro - IN									0	**0**
			Total IN	**0**	**0**	**0**	**0**	**0**	**0**	**0**	**0**	**-36**	**-36**
			AL-GR Greece - OUT									35	**35**
			AL-KS Kosovo - OUT									0	**0**
			AL-ME Monte Negro - OUT									0	**0**
			Total OUT	**0**	**0**	**0**	**0**	**0**	**0**	**0**	**0**	**35**	**35**
		Transaksionet e brendshme	**Blerje FUTURE_ENT**									**-35**	**-35**
			Shitje FUTURE_ENT									**36**	**36**
			Total transaksione	**0**	**0**	**0**	**0**	**0**	**0**	**0**	**0**	**1**	**1**
29	**KESH sh.a.**	**Shkembime Cross-Border**	AL-GR Greece - IN	0	0	-80	0	0	-108	0	-2,520	0	**-2,708**
			AL-KS Kosovo - IN	-750	-6,731	-12,880	-2,645	0	-11,113	-32,539	-39,352	-31,110	**-137,120**
			AL-ME Monte Negro - IN	0	0	-2,816	-3,320	-546	-7,902	-25,222	-23,480	-25,260	**-88,546**
			Total IN	**-750**	**-6,731**	**-15,776**	**-5,965**	**-546**	**-19,123**	**-57,761**	**-65,352**	**-56,370**	**-228,374**
			AL-GR Greece - OUT	0	0	0	0	250	0	0	0	0	**250**
			AL-KS Kosovo - OUT	6,320	0	0	225	3,670	0	0	0	128	**10,343**
			AL-ME Monte Negro - OUT	0	0	0	850	1,750	0	0	0	0	**2,600**
			Total OUT	**6,320**	**0**	**0**	**1,075**	**5,670**	**0**	**0**	**0**	**128**	**13,193**
		Transaksionet e brendshme	**Shitje FTL**	**403,231**	**406,089**	**285,892**	**199,754**	**229,570**	**426,164**	**581,909**	**592,804**	**410,606**	**3,536,019**
			Blerje Ayen Energy Trading			**-88**			**-9,900**	**-3,600**	**-13,200**	**-2,832**	**-29,620**
			Shitje Ayen Energy Trading				**750**						**750**
			Blerje Danske Commodities			**-2,008**	**-9,900**		**-8,400**	**-3,960**	**-12,000**	**-10,656**	**-46,924**
			Shitje Danske Commodities			**2,740**	**4,500**	**13,160**					**20,400**
			Blerje GSA				**-4,410**		**-1,530**	**-10,440**	**-9,620**	**-8,520**	**-34,520**
			Shitje GSA				**1,950**	**3,900**				**60**	**5,910**
			Blerje ReNRGY			**-112**			**-882**	**-2,108**	**-3,150**	**-1,680**	**-7,932**
			Shitje ReNRGY				**1,075**	**1,000**					**2,075**
			Blerje GEN-I			**-1,840**	**-2,814**	**-1,680**	**-9,750**	**-7,500**	**-10,930**	**-6,180**	**-40,694**
			Shitje GEN-I			**1,900**	**9,590**	**12,680**		**400**		**800**	**25,370**
			Blerje Tirana International Development										**0**
			Shitje Tirana International Development										**0**
			Shitje EZ-5 ENERGY			**160**							**160**
			Blerje NOA ENERGY			**-400**		**-2,100**	**-15,840**	**-2,688**	**-8,400**	**-13,350**	**-42,778**
			Shitje NOA ENERGY				**750**					**1,000**	**1,750**
			Shitje INFO Telecom					**7,800**					**7,800**
			Blerje ENER TRADE			**-400**	**-6,040**	**-4,284**	**-35,280**	**-26,016**	**-62,840**	**-37,020**	**-171,880**
			Shitje ENER TRADE			**1,600**	**9,725**	**39,029**					**50,354**
			Blerje PROINFINIT CONSULTING										**0**
			Blerje EZ-5 ENERGY										**0**
			Shitje ALBESP				**125**	**4,500**				**28**	**4,653**
			Blerje ALBESP			**-160**	**-1,212**	**-1,260**	**-1,440**	**-2,540**	**-3,900**	**-1,080**	**-11,592**
			Shitje FUTURE_ENT				**350**	**1,830**				**60**	**2,240**
			Blerje FUTURE_ENT				**-210**	**-210**	**-120**	**-120**	**-160**	**-30**	**-850**
			Shitje OST										**0**
			Blerje SPV BLUE 1							**-4,190**	**-1,640**	**-354**	**-6,184**
			Blerje ALPEX						**-860.21**	**-2,003**	**-4,166**	**-1,958**	**-8,986**
			Shitje ALPEX	**73,077**	**54,780**	**47,183**	**32,750**	**29,797**	**21,818**	**20,554**	**14,938**	**20,126**	**315,023**
			Total transaksione	**476,308**	**460,869**	**334,467**	**236,733**	**333,732**	**363,980**	**537,698**	**477,737**	**349,020**	**3,570,544**

Shënime:

1. Konsumatoret e kualifikuar per secilin subjekt ndryshojne cdo muaj ne varesi te kontratave te nenshkruara nga te dyja palet.

2. Shenja (-) eshte perdorur per energjine qe hyne ne rrjet (blerje + import) ndersa shenja (+) per energjine qe del nga rrjeti (shitje + eksport).

3. Cdo vlere e sipershenuar eshte e nominuar - me program (jo faktike me matje)

Burimi: OST sha

PROCEDURAT E SHIT-BLERJES SË ENERGJISË ELEKTRIKE NGA KESH NË TREG TË LIBERALIZUAR

Shitje ne kushtet e prurjeve të mëdha

Shitje						
	Shoqëritë	**Sasia (MWh)**	**EUR/MWh**	**Vlera**	**TVSH**	**Vlera me TVSH**
Maj 2024	AlbEsp Trading & Consulting sh.p.k.	3,500	52.68	184,367.40	36,873.48	221,240.88
	Danske Commodities Albania sh.p.k.	13,160	48.02	631,895.60	126,379.12	758,274.72
	Ener Trade sh.p.k.	39,029	57.77	2,254,859.00	450,971.80	2,705,830.80
	Fuente Dynamics Tiranë	1,580	57.43	90,740.00	18,148.00	108,888.00
	GEN-I Tirana sh.p.k.	12,680	73.15	927,600.40	185,520.08	1,113,120.48
	GSA shpk	1,400	81.20	113,680.00	22,736.00	136,416.00
	Infinit Power Solution sh.p.k.	420	52.15	21,903.00	4,380.60	26,283.60
	NOA Energy Trade sh.p.k.	7,800	71.32	556,260.00	111,252.00	667,512.00
Totali		**79,569**	**60.09**	**4,781,305.40**	**956,261.08**	**5,737,566.48**

Shit-blerje e energjisë elektrike për optimizim financiar të shoqërisë KESH sh.a. me procedura bazuar ne rregulloren e Tregtimit							
Shoqëria	**Periudha**	**Statusi**	**Sasia**	**Çmimi**	**Vlera**	**TVSH**	**Vlera me TVSH**
			MWh	**Euro/MWh**	**Euro**	**Euro**	**Euro**
Janar	01-31.01.2024	Shitje	-	-	-	-	-
		Blerje	-	-	-	-	-
Shkurt	01-29.02.2024	Shitje	-	-	-	-	-
		Blerje		-	-	-	-
Mars	01-31.03.2024	Shitje	6,400.00	71.28	441,318.80	86,021.84	527,340.64
		Blerje	8,064.00	46.68	376,409.68	46,603.22	423,012.90
Prill	01-30.04.2024	Shitje	29,890.00	77.22	2,308,173.00	461,634.60	2,769,807.60
		Blerje	28,206.00	43.49	1,226,605.92	245,321.18	1,471,927.10
Maj	01-31.05.2024	Shitje	10,000.00	74.95	749,495.00	79,899.00	829,394.00
		Blerje	10,080.00	50.06	504,582.54	95,495.82	600,078.36
Qershor	01-30.06.2024	Shitje	-	-	-	-	-
		Blerje	-	-	-	-	-
Korrik	01-31.07.2024	Shitje	400.00	222.20	88,880.00	17,776.00	106,656.00
		Blerje	100.00	116.00	11,600.00	-	11,600.00
Gusht	01-31.08.2024	Shitje	-	-	-	-	-
		Blerje	-	-	-	-	-
Shtator	01-30.09.2024	Shitje	1,948.00	164.39	320,226.24	64,045.25	384,271.49
		Blerje	104,082.00	108.00	11,240,495.34	1,355,094.23	12,595,589.57
Tetor	01-31.10.2024	Shitje		-	-	-	-
		Blerje		-	-	-	-
Nentor	01-30.11.2024	Shitje		-	-	-	-
		Blerje		-	-	-	-
Dhjetor	01-31.12.2024	Shitje	-	-	-	-	-
		Blerje		-	-	-	-

TOTALE	**Janar- Dhjetor**	**Shitje**	**48,638.00**	**80.35**	**3,908,093.04**	**709,376.69**	**4,617,469.73**
		Blerje	**150,532.00**	**88.75**	**13,359,693.48**	**1,742,514.45**	**15,102,207.93**

Blerje						
	Shoqëritë	**Sasia (MWh)**	**EUR/MWh**	**Vlera**	**TVSH**	**Vlera me TVSH**
Mars 2024	NOA Energy Trade sh.p.k.	400	53.1	21244	4248.8	25492.8
	GEN-I Tirana sh.p.k.	1840	45.2	83176	16635.2	99811.2
	Renrgy Trading Group sh.p.k.	112	42.9	4802.56	960.512	5763.072
	Danske Commodities Albania sh.p.k.	2008	48.1	96655.52	19331.104	115986.624
	Ayen Energy Trading sh.a.	88	54.4	4782.8	956.56	5739.36
	Fuente Dynamics sh.p.k. /Kosove	160	42.8	6840.8		6840.8
	Ener Trade sh.p.k	400	40.1	16040	3208	19248
	AlbEsp Trading&Consulting	160	39.5	6315.2	1263.04	7578.24
	Axpo d.o.o Beograd	432	54.8	23652	0	23652
	HSE d.oo	2464	45.8	112900.8		112900.8
Totali		**8064**	**46.68**	**376409.68**	**46603.22**	**423012.90**

Blerje						
	Shoqëritë	**Sasia (MWh)**	**EUR/MWh**	**Vlera**	**TVSH**	**Vlera me TVSH**
Prill 2024	AlbEsp Trading & Consulting sh.p.k.	1212	38.6	46782.32	9356.46	56138.78
	Danske Commodities Albania sh.p.k.	9900	45.2	447876	89575.20	537451.20
	Ener Trade sh.p.k.	6040	51.8	312764	62552.80	375316.80
	Fuente Dynamics	300	41.5	12444	2488.80	14932.80
	Fuente Dynamics Tiranë	210	36.8	7717.5	1543.50	9261.00
	GEN-I Tirana sh.p.k.	2814	39.6	111552	22310.40	133862.40
	GSA shpk	4410	36.1	159303.9	31860.78	191164.68
	HSE d.o.o.	3320	38.6	128166.2	25633.24	153799.44
Totali		**28,206.00**	**43.49**	**1,226,605.92**	**245,321.18**	**1,471,927.10**

Blerje						
	Shoqëritë	**Sasia (MWh)**	**EUR/MWh**	**Vlera**	**TVSH**	**Vlera me TVSH**
Maj 2024	Future Energy Trading& Exchange Dynar	210	50.0	10497.9	2099.58	12597.48
	GEN-I Tirana sh.p.k.	1680	49.1	82454.4	16490.88	98945.28
	AlbEsp Trading&Consulting	1260	48.6	61198.2	12239.64	73437.84
	Ener Trade sh.p.k	4284	50.9	218055.6	43611.12	261666.72
	Axpo d.o.o Beograd	546	49.6	27103.44	0.00	27103.44
	NOA Energy Trade sh.p.k.	2100	50.1	105273	21054.60	126327.60
Totali		**10,080.00**	**50.06**	**504,582.54**	**95,495.82**	**600,078.36**

Shitje						
	Shoqëritë	**Sasia (MWh)**	**EUR/MWh**	**Vlera**	**TVSH**	**Vlera me TVSH**
Mars 2024	Ener Trade sh.p.k	1,600	71.40	114,240.00	22,848.00	137,088.00
	Danske Commodities Albania sh.p.k.	2,740	65.50	179,463.20	35,892.64	215,355.84
	EZ-5 ENERGY sh.p.k	160	70.06	11,209.60	-	11,209.60
	Gen-I	1,900	71.79	136,406.00	27,281.20	163,687.20
Totali		**6400**	**68.96**	**441,318.80**	**86,021.84**	**527,340.64**

Shitje

	Shoqëritë	Sasia (MWh)	EUR/MWh	Vlera	TVSH	Vlera me TVSH
Prill 2024	AlbEsp Trading & Consulting sh.p.k.	125	83.06	10,383	2,077	**12,459**
	Ayen Energy Trading sh.a.	750	58.15	43,613	8,723	**52,335**
	Danske Commodities Albania sh.p.k.	4,500	77.71	349,695	69,939	**419,634**
	Ener Trade sh.p.k.	9,725	78.98	768,075	153,615	**921,690**
	Fuente Dynamics	100	58.33	5,833	1,167	**7,000**
	Fuente Dynamics Tiranë	350	86.06	30,122	6,024	**36,146**
	GEN-I Tirana sh.p.k.	9,590	75.24	721,552	144,310	**865,862**
	GSA shpk	1,950	95.56	186,350	37,270	**223,619**
	HSE d.o.o.	850	79.53	67,600	13,520	**81,120**
	Infinit Power Solution sh.p.k.	125	90.99	11,374	2,275	**13,649**
	NOA Energy Trade sh.p.k.	750	60.15	45,113	9,023	**54,135**
	Renrgy Trading Group sh.p.k.	1,075	63.69	68,466	13,693	**82,160**
Totali		**29,890.00**	**77.22**	**2,308,173.00**	**461,634.60**	**2,769,807.60**

Shitje						
	Shoqëritë	**Sasia (MWh)**	**EUR/MWh**	**Vlera**	**TVSH**	**Vlera me TVSH**
Maj 2024	Infinit Power Solutions sh.p.k.	250	70.99	17,747.50	3,549.50	21,297.00
	Future Energy Trading& Exchange D	250	77.19	19,297.50	3,859.50	23,157.00
	GSA sh.p.k.	2,500	82.38	205,950.00	41,190.00	247,140.00
	AlbEsp Trading&Consulting	1,000	78.37	78,370.00	15,674.00	94,044.00
	Renrgy Trading Group sh.p.k.	1,000	78.13	78,130.00	15,626.00	93,756.00
	EFT AG	5,000	70	350,000.00	-	350,000.00
Totali		**10,000**	**74.95**	**749,495.00**	**79,899.00**	**829,394.00**

Blerje Korrik 24						
Korrik 24	**Shoqëritë**	**Sasia (MWh)**	**EUR/MWh**	**Vlera**	**TVSH**	**Vlera me TVSH**
	HSE d.o.o.	100	116	11,600.00	-	11,600.00
Totali		**100**	**116.00**	**11,600.00**	**-**	**11,600.00**

Shitje						
Korrik 24	**Shoqëritë**	**Sasia (MWh)**	**EUR/MWh**	**Vlera**	**TVSH**	**Vlera me TVSH**
	GEN-I Tirana sh.p.k.	400	222.2	88,880.00	17,776.00	106,656.00
Totali		**400**	**222.20**	**88,880.00**	**17,776.00**	**106,656.00**

Blerje Shtator 24						
	Shoqëritë	**Sasia (MWh)**	**EUR/MWh**	**Vlera**	**TVSH**	**Vlera me TVSH**
Shtator 2024	AlbEsp Trading & Consulting sh.p.k.	1,080.00	98.84	106,752.00	21,350.40	128,102.40
	Ayen Energy Trading sh.a.	2,832.00	104.48	295,879.20	59,175.84	355,055.04
	Danske Commodities Albania sh.p.k.	8,736.00	109.94	960,435.84	192,087.17	1,152,523.01
	EFT AG	33,840.00	110.31	3,732,922.20	-	3,732,922.20
	Ener Trade sh.p.k.	25,500.00	109.87	2,801,802.00	560,360.40	3,362,162.40
	Fuente Dynamics Tiranë	30.00	84.21	2,526.30	505.26	3,031.56
	GEN-I Tirana sh.p.k.	6,180.00	101.42	626,778.00	125,355.60	752,133.60
	GSA sh.p.k.	7,560.00	105.23	795,513.60	159,102.72	954,616.32

	HSE d.o.o.	7,140.00	102.54	732,102.00	-	732,102.00
	NOA Energy Trade sh.p.k.	9,150.00	106.67	975,993.00	195,198.60	1,171,191.60
	Renrgy Trading Group sh.p.k.	1,680.00	104.89	176,215.20	35,243.04	211,458.24
	SPVBLUE1	354.00	94.85	33,576.00	6,715.20	40,291.20
Totali		**104,082.00**	**108.00**	**11,240,495.34**	**1,355,094.23**	**12,595,589.57**

Shitje Shtator 24						
Shtator 2024	**Shoqëritë**	**Sasia (MWh)**	**EUR/MWh**	**Vlera**	**TVSH**	**Vlera me TVSH**
	AlbEsp Trading & Consulting sh.p.k.	28	167.13	4,679.64	935.93	5,615.57
	Fuente Dynamics Tiranë	60	184.11	11,046.60	2,209.32	13,255.92
	GEN-I Tirana sh.p.k.	800	136.00	108,800.00	21,760.00	130,560.00
	GSA sh.p.k.	60	185.00	11,100.00	2,220.00	13,320.00
	NOA Energy Trade sh.p.k.	1,000	184.60	184,600.00	36,920.00	221,520.00
Totali		**1,948**	**164.39**	**320,226.24**	**64,045.25**	**384,271.49**

Shitje e energjisë elektrike -- Tregtar i rregjistruar ne Bursën Shqiptare të Energjisë ALPEX sha							
Muaji	**Shoqëria**	**Periudha**	**Sasia**	**Çmimi**	**Vlera**	**TVSH**	**Vlera me TVSH**
			MWh	**Eur/MWh**	**Eur**	**Eur**	**Eur**
Janar	Shitje ne Burse ALPEX	01-31.01.2024	20,995.40	93.94	1,972,212.53	-	1,972,212.53
Shkurt		01-29.02.2024	8,452.40	85.28	720,784.90	-	720,784.90
Mars		01-31.03.2024	1,898.81	94.37	179,185.95	-	179,185.95
Prill		01-30.04.2024	798.16	73.84	58,934.02	-	58,934.02
Maj		01-31.05.2024	4,331.87	69.65	301,707	-	301,707
Qershor		01-30.06.2024	307.35	95.58	29,376	-	29,376
Korrik		01-31.07.2024	3.44	177.93	612.08	-	612.08
Gusht		01-31.08.2024	2.45	167.39	410	-	410
Shtator		01-30.09.2024					
Tetor		01-31.10.2024					
Nentor		01-30.11.2024					
Dhjetor		01-31.12.2024					
Totali	**Shitje**	**Janar- Dhjetor**	**36,789.88**	**89**	**3,263,222**	**-**	**3,263,222**

Blerje e energjisë elektrike -- Tregtar i rregjistruar ne Bursën Shqiptare të Energjisë ALPEX sha							
Muaji	**Shoqëria**	**Periudha**	**Sasia**	**Çmimi**	**Vlera**	**TVSH**	**Vlera me TVSH**
			MWh	**Eur/MWh**	**Eur**	**Eur**	**Eur**
Janar	Blerje ne Burse ALPEX	01-31.01.2024	-	-	-	-	-
Shkurt		01-29.02.2024	-	-	-	-	-
Mars		01-31.03.2024	-	-	-	-	-
Prill		01-30.04.2024	-	-	-	-	-
Maj		01-31.05.2024	-	-	-	-	-
Qershor		01-30.06.2024	1,176.51	76.44	89,937	-	89,937
Korrik		01-31.07.2024	6,093.51	99.24	604,714.55	-	604,714.55
Gusht		01-31.08.2024	6,363.88		657,465.80	-	657,465.80
Shtator		01-30.09.2024	3,824.05	91.40	349,514.40	-	349,514.40
Tetor		01-31.10.2024					
Nentor		01-30.11.2024					

Dhjetor		01-31.12.2024					
Totali	**Blerje ne Burse**	**Janar- Dhjetor**	**17,457.95**	**97.47**	**1,701,632**	**0**	**1,701,632**

Blerje energji elektrike sipas detyrimit për shërbim publik të vendosur me VKM 456/2022 & 449/2023

Blerje						
Qershor 2024	**Shoqëritë**	**Sasia (MWh)**	**EUR/MWh**	**Vlera**	**TVSH**	**Vlera me TVSH**
	AlbEsp Trading & Consulting sh.p.k.	1,440	73.98	106,536.00	21,307.20	127,843.20
	Ayen Energy Trading sh.a.	9,900	111.93	1,108,143.00	221,628.60	1,329,771.60
	Danske Commodities Albania sh.p.k.	8,400	116.47	978,348.00	195,669.60	1,174,017.60
	EFT AG	9,930	91.63	909,861.30	-	909,861.30
	Ener Trade sh.p.k.	35,280	100.51	3,545,868.00	709,173.60	4,255,041.60
	Fuente Dynamics Tiranë	120	52.52	6,302.40	1,260.48	7,562.88
	GEN-I Tirana sh.p.k.	9,750	117.04	1,141,111.50	228,222.30	1,369,333.80
	GSA sh.p.k.	1,530	99.86	152,791.20	30,558.24	183,349.44
	HSE d.o.o.	2,700	89.46	241,542.00	-	241,542.00
	NOA Energy Trade sh.p.k.	15,840	102.41	1,622,208.00	324,441.60	1,946,649.60
	Renrgy Trading Group sh.p.k.	882	79.58	70,187.04	14,037.41	84,224.45
Totali		**95,772**	**103.19**	**9,882,898.44**	**1,746,299.03**	**11,629,197.47**

Blerje						
Korrik 2024	**Shoqëritë**	**Sasia (MWh)**	**EUR/MWh**	**Vlera**	**TVSH**	**Vlera me TVSH**
	AlbEsp Trading & Consulting sh.p.k.	2,540	122.19	310,370.20	62,074.04	372,444.24
	Ayen Energy Trading sh.a.	3,600	127.80	460,080.00	92,016.00	552,096.00
	AXPO Beograd d.o.o.	2,632	134.96	355,208.00	-	355,208.00
	Danske Commodities Albania sh.p.k.	3,960	188.92	748,105.20	149,621.04	897,726.24
	EFT AG	30,000	138.20	4,145,947.20	829,189.44	4,975,136.64
	Ener Trade sh.p.k.	26,016	124.92	3,249,808.80	649,961.76	3,899,770.56
	Fuente Dynamics Tiranë	120	122.32	14,678.40	2,935.68	17,614.08
	GEN-I Tirana sh.p.k.	7,500	133.23	999,188.00	199,837.60	1,199,025.60
	GSA sh.p.k.	10,440	130.69	1,364,439.60	272,887.92	1,637,327.52
	HSE d.o.o.	10,730	111.09	1,192,024.00	-	1,192,024.00
	NOA Energy Trade sh.p.k.	2,688	108.33	291,191.04	58,238.21	349,429.25
	Renrgy Trading Group sh.p.k.	2,108	118.43	249,652.60	49,930.52	299,583.12
	SPVBLUE1	4,190	119.94	502,564.50	100,512.90	603,077.40
Totali		**106,524**	**130.33**	**13,883,257.54**	**2,467,205.11**	**16,350,462.65**

Blerje						
ht 2024	**Shoqëritë**	**Sasia (MWh)**	**EUR/MWh**	**Vlera**	**TVSH**	**Vlera me TVSH**
	AlbEsp Trading & Consulting sh.p.k.	3,900	129.07	503,357.40	100,671.48	604,028.88
	Ayen Energy Trading sh.a.	13,200	129.45	1,708,716.00	341,743.20	2,050,459.20
	Danske Commodities Albania sh.p.k.	12,000	147.15	1,765,771.20	353,154.24	2,118,925.44
	EFT AG	51,540	131.97	6,801,591.00	-	6,801,591.00
	Ener Trade sh.p.k.	62,840	130.61	8,207,684.00	1,641,536.80	9,849,220.80
	Fuente Dynamics Tiranë	160	122.32	19,571.20	3,914.24	23,485.44

Gus	GEN-I Tirana sh.p.k.	10,930	127.21	1,390,432.10	278,086.42	1,668,518.52
	GSA sh.p.k.	9,620	138.48	1,332,189.80	266,437.96	1,598,627.76
	HSE d.o.o.	5,720	127.92	731,720.00	-	731,720.00
	NOA Energy Trade sh.p.k.	8,400	124.70	1,047,480.00	209,496.00	1,256,976.00
	Renrgy Trading Group sh.p.k.	3,150	126.01	396,931.50	79,386.30	476,317.80
	SPVBLUE1	1,640	102.18	167,580.00	33,516.00	201,096.00
Totali		**183,100**	**131.47**	**24,073,024.20**	**3,307,942.64**	**27,380,966.84**

Blerje						
Shtator 2024	**Shoqëritë**	**Sasia (MWh)**	**EUR/MWh**	**Vlera**	**TVSH**	**Vlera me TVSH**
	Danske Commodities Albania sh.p.k.	1,920	147.68	283,545.60	56,709.12	340,254.72
	EFT AG	11,400	156.60	1,785,267.60	-	1,785,267.60
	Ener Trade sh.p.k.	11,520	156.64	1,804,464.00	360,892.80	2,165,356.80
	GSA sh.p.k.	960	151.00	144,960.00	28,992.00	173,952.00
	NOA Energy Trade sh.p.k.	4,200	153.70	645,540.00	129,108.00	774,648.00
Totali		**30,000**	**155.46**	**4,663,777.20**	**575,701.92**	**5,239,479.12**

Burimi: KESH sha

Regjistri Kombetar REMIT_Shqiperi

Nr.	Vendi	Kodi i ECRB	Data e paraqitjes	Emri Ligjor i Kompanisë	Forma Ligjore	Adresa e Kompanisë (Zyrat Qëndrore)	Qyteti ku ndodhet Kompania	ZIP Code	Kodi EIC i Kompanisë	Kodi BIC i Kompanisë	Kodi LEI i Kompanisë	NIPT i Kompanisë	E-maili i kompanise	Website i kompanise	Webpage ku janë publikuar informacionet e brendshme
1	Shqiperi	ECRB-AL-20220105-001	05.01.2022	GSA	SHPK	Njesia Bashkiake Nr.5 Rr. Ibrahim Rugova 64.	Tirane	1019	22XGSA N	SGSBALTX		J61820031J	info@gsa.al	www.gsa.al	www.gsa.al
2	Shqiperi	ECRB-AL-20220225-001	25.02.2022	GEN-I Tirana	SHPK	Ish-Noli Business center, Rr. Ismail Qemali Nr. 27	Tirane	1000	23X---120709GEN0	SGSBALTX		K81413005A	NaimMBA.Isufi@gen-1.si	https://www.gen- i.eu/at/en/	https://www.gen-i.eu/at/en/
3	Shqiperi	ECRB-AL-20220216-001	16.02.2022	AlbEsp Trading & Consulting	SHPK	Rruga "Vaso Pasha" Nr. 20	Tirane	1001	54X-1-10101AESPF			M122210081	h.sadikaj@albesptc.al	www.albesptc.al	www.albesptc.al
4	Shqiperi	ECRB-AL-20220601-001	01.06.2022	Korporata Elektroenergjitike Shqiptare	SH.A	Rruga "Viktor Eftimiu"	Tirane	1023	23X--130918APC-M	SGSBALTX		J61817005F	mail@.kesh.al	www.kesh.al	www.kesh.al
5	Shqiperi	ECRB-AL-20220228-001	28.02.2022	NOA Energy Trade	SHPK	Bulevardi "Deshmoret e Kombit" Kullat binjake kati 2	Tirane	1001	23X--150630-N-6			L42203031A	info@noaholding.com	www.noaenergy.al	
6	Shqiperi	ECRB-AL-20220225-001	25.02.2022	Operatorit te Sistemit te Transmetitit	SH.A	Autostrada Tirane-Durres KM 9 Kashar	Tirane	1051	10XAL-KESH J	SGSBALTX		K42101801N	info@ost.al	www.ost.al	www.ost.al/te-dhena/
7	Shqiperi	ECRB-AL-20220218-001	18.02.2022	INFO-Telecom	SHPK	Rruga "Faik Konica" Nr1 Pallati kuq perball fakultetit ekonomik	Tirane	1001	54X-1-1100-INFTI	SGSBALTX		K92402002P	info@infotelecom.al	www.infotelecom.al	
8	Shqiperi	ECRB-AL-20210712-001	12.07.2021	ReNRGY Trading Group	SHPK	Rruga "Dervish Hima" Nr1 Tirane	Tirane	1010	54X-101RN102618R			L81818026N	anisa.skendaj@rnrgy.com	www.rnrgy.com	www.rnrgy.com
9	Shqiperi	ECRB-AL-20220218-001	18.02.2022	Tirana International Development	SHPK	Rruga "Sami Frasheri" Nr5, shkalla F, kati ,1 Zyra 2	Tirane	1001	54x-1-0101-TID-F	PUPPALTR		J82427007R	info@tidalbania.com	www.tidalbania.com	
10	Shqiperi	ECRB-AL-20220218-001	18.02.2022	ENER TRADE	SHPK	Rruga e Elbasanit, Objekti Park Gate , Kati 1	Tirane	1001	54X-101ET0911180	USALALTR	894500OX1HJLANDKZY22	L82118017S	trading@enertrade.al		https://www.linkedin.com/company_/ener-trade-shpk/mycompany
11	Shqiperi	ECRB-AL-20230203-001	03.02.2023	Energy Financing Team Tirana	SHPK	Rruga Murat Toptani, Qendra e Biznesit EUROCOL, Kati 3	Tirane	1001	54X-EFT-TIRANA-V			L71801017U	Enver.Uruci@eft-group.net	www.eft-group.net	
12	Shqiperi	ECRB-AL-20230207-001	07.02.2023	Energy 24	SHPK	Rruga Ismail Qemali Pall 11 Kati 2 (Pallati Telesport)	Tirane	1001	54-I-1011EN-248			L91331002S	a.dervishi@dufercoalbania.com, d.vercellotti@dufercoenergia.com		
13	Shqiperi	ECRB-AL-20230216-001	16.02.2023	Future Energy Trading and Exchange Dynamics, Dega në Tiranë	SHPK	Rruga Bilal Golemi, Ndertesa 28 Hyrja 7 Ap 14	Tirane	1019	54-X-I-101FETED-J	SGSBALTX		M21421046C	admir.bytyci@fuentedynamics.com	www.fuentedynamics.com	
14	Shqiperi	ECRB-AL-20230220-001	20.02.2023	Ayen AS Energji	SH.A	Rruga Papa Gjon Pali II, ABA Business Center,	Tirane	1001	23X--150416-A--N	SGSBALTX		L11731504A	trading@ayen.com.tr, oguzhang@aydiner.com.tr, ayenas@ayen.com.tr	http://www.ayen.com.tr/	http://www.ayen.com.tr/en/ayen-as-energji-sha-arnautluk
15	Shqiperi	ECRB-AL-20230220-001	20.02.2023	Ayen Energy Trading	SH.A	Rruga Papa Gjon Pali II, ABA Business Center, Nr.601	Tirane	1001	23X--140426-AY-W	SGSBALTX		L32130008F	ayentrading@ayen.com.tr / coniku.anisa@gmail.com	http://www.ayen.com.tr/	
16	Shqiperi	ECRB-AL-20230222-001	22.02.2023	EZ-5 ENERGY	SHPK	Rruga Vaso Pasha, Pasuria me Nr. 3/64+1-7/2, Zona Kadastrale 8270	Tirane	1019	54X-11LKE250319U	SGSBALTX		L91325503D	info@ez-5energy.com	https://www.ez-5energy.com	https://www.ez-5energy.com
17	Shqiperi	ECRB-AL-20230217-001	17.02.2023	Devoll Hydropower	SH.A	ABA Business Center, Zyra Nr. 1206, Rruga "Papa Gjon Pali II"	Tirane	1010	23X--150409-DHP5	SGSBALTX	529900FCS5S6HQ1B8S98	K82418002C	hppfavina@yahoo.com	https://www.statkraft.al/	https://www.eex-transparencv.com/power/albania/production/availabilitv
18	Shqiperi	ECRB-AL-20230310-001	10.03.2023	ENSCO Trading (Albania)	SHPK	Njesia Bashkiake nr. l 0, Rruga Bogdaneve, Vila nr.22, nr.2	Tirane	1019	54X-110IESA1019G	HYVEDEMM591		L9l8l9025L	backoffice@ensco.eu	https://www.ensco.eu/	
19	Shqiperi	ECRB-AL-20230316-001	16.03.2023	Lengarica & Energy	SHPK	Rruga Jul Variboba, Vila nr. 10, Tirane	Tirane	1022	54X-L-1010H-LENU	USALALTR		K83026602A	ylli.halili@enso.at	www.ensohydro.at	
20	Shqiperi	ECRB-AL-20230317-001	17.03.2023	FURNIZUESI I TREGUT TE LIRE	SH.A	Bulevardi "Gjergj Fishta", Ndertesa Nr. 88, H. 1, Kati i IV, Njesia Administrative Nr. 7,	Tirane	1023	54X-101 0IFT0220P	AL37202110060000000001446945		L81530029T	erina.rexhepi@ftl.al	www.oshee.al	www.oshee.al
21	Shqiperi	ECRB-AL-20230317-002	17.03.2023	KURUM INTERNATIONAL	SH.A	Rruga Ibrahim Rugova, pallati nr. l 4 KT, "Green Park", Ap.nr.39, kati 6, Njesia Administrative Nr.5	Tirane	1001	23X-131115Kl--1	SGSBALTX (RAIFFEISEN BANK) NCBAALTX (BKT)	K02727230T	K02727230T	info@kurum.al	www.kurum.al	www.kurum.al
22	Shqiperi	ECRB-AL-20230317-003	17.03.2023	Danske Commodities Albania	SHPK	Rruga.Ibrahim Rugova, Sky Tower, Godina nr. 5, Kati 9, Zyra 91	Tirane	1000	23X--121120DCALG	SGSBALTX		L21702005R	MA@danskecommodities.com	www.danskecommodities.com	
23	Shqiperi	ECRB-AL-20230320-001	20.03.2023	Dragobia Energy	SHPK	Rruga "Papa Gjon Pali II", Ndeitese Nr. 12, ABA Business Center	Tirane	1010	54X-I-l l 1DRG-0l W	SGSBALTX / PUPPALTR		K92025004T	info@gener2.al		
24	Shqiperi	ECRB-AL-20230320-002	20.03.2023	Natyre Energy	SHPK	Rruga Prush Nr 48,Vaqarr	Tirane	1041	54X-L01-EN-11YRL	USALALTR		L72220033M	a.cekrezi@natyreenergy / a.cekrezi@natyraenergy.com	www.natyreenergy.com	
25	Shqiperi	ECRB-AL-20230317-003	20.03.2023	Fumizuesi i Sherbimit Universal	SH.A	Bulevardi "Gjergj Fishta", Ndertesa Nr. 88, H. 1, Kati i 2, Njesia Administrative Nr. 7,	Tirane	1023	54X-0101IFSH022Q			L81530016L	marina_hristovska@yahoo.com, consultant2@lpaoffice.com	www.fshu.al	
26	Shqiperi	ECRB-AL-20230323-001	23.03.2023	LAJTHIZA INVEST	SH.A	Lajthize, Njësia Administrative Qafë-mali,	Fushe -Arrëz	4402	54X-L-101 ILTH-lS	PUPPALTR XXX		J98009202P	info@lajthiza.al	www.laithiza.al	
27	Shqiperi	ECRB-AL-20230324-001	24.03.2023	Hec-i Bishnica 1,2	SHPK	Blvd: B.Curri, E.T.C, kati IV, zyra 5/2,	Tirane	1017	54X-1-10011HB12W	AL84202110750000001002955860		K82403011S	kreshnikmustafaraj@gmail.com		
28	Shqiperi	ECRB-AL-20230324-002	24.03.2023	Heci Tervolit	SHPK	Komuna Pishaj Gramsh	Gramsh	3301	54X-1-21010IHTEI	ALI 62021121900000000013351925		K73621202N	skraqi@hotmail.com	www .hecitevolit.com	www .hecitevolit.com
29	Shqiperi	ECRB-AL-20230331-001	31.03.2023	Axpo Albania	SH.A	Rruga e Rinasit, Tirana Business Park, Nd.07, Fushe Preze	Tirane		23X—150330-AA-K	SGSBALTX	529900ZABTUMR58SS885	K51628010V	agron.jetishi@axpo.com	www.axpo.com	www.axpo.com
30	Shqiperi	ECRB-AL-20230331-002	31.03.2023	ADA SOLAR SE	SHPK	Rruga "Dervish Hima", Ada Tower	Tirane	1001	54X-1-01 00lADS-6			L81906036J	anisa.skendaj@rnrgy.com		
31	Shqiperi	ECRB-AL-20230406-001	06.04.2023	Operatori i Sistemit te Shperndarjes	SH.A	Bulevardi "Gjergj Fishta", Ndertesa 88, Kati V,Hyrja 1	Tirane	1023	54X-1010FT0220P	AL15212110160000000001386653		L81530018E	blendian.dalipi@ossh.al	www.ossh.al	www.ossh.al
32	Shqiperi	ECRB-AL-20230414-001	14.04.2023	G.S.K	SHPK	Rruga e Barrikadave, Pasuria nr.5/735+1-2,Zona Kadastarle 8360	Tirane	1010	54X-I0101-G1SK-N	SGSBALTX		M01707503J	edmond.ademaj1@gmail.com		
33	Shqiperi	ECRB-AL-20230511-001	11.05.2023	GJO-SPA POWER	SHPK	Kthesa e Kamzes, Pallati perballe spitalit Hygeia, Kati IV, Kashar	Tirane	1025	54X-HEC-LAPAJ075	USALALTR		K87920201S	gjospa@eteagroup.com		
34	Shqiperi	ECRB-AL-20230511-002	11.05.2023	Erdat Lura	SHPK	Kthesa e Kamzes, Pallati perballe spitalit Hygeia, Kati IV, Kashar	Tirane	1025	54X-HEC-LURA-069	USALALTR		K82321008Q	erdatlura@hotmail.com		
35	Shqiperi	ECRB-AL-20230515-001	15.05.2023	TEODORI 2003	SHPK	Rruga “Vaso Pasha”, Godina 10, Hyrja 1, Ap. 6	Tirane	1057	54X-L-110-TE-ALU	AL87213110440000000001134377		K42300106L	lulzimlaloshi@hotmail.com , teodori2003@yahoo.com		
36	Shqiperi	ECRB-AL-20230524-001	24.05.2023	KROI MBRET ENERGJI	SHPK	Rezidenca Olimpik, Kryqezimi i Rrugeve Liman Kaba dhe Prokop Mima,Shkalla 3	Tirane		54X-101-KR-10-E5	CDISALTRXXX		L29326401S	ismailiergys@gmail.com		
37	Shqiperi	ECRB-AL-20230612-001	12.06.2023	Proinfinit Consulting	SHPK	jësia Bashkiake Nr.5, Rr. Tish Daija, Zona Kadastrale 8260 Nr. Pasurie 6/759+3-14, Kompleksi Kika 2, Objekti 7, Shkalla 7, Kati	Tirane	1060	54X-PRO-INFIN-I8	SGSBALTXXXX		M21525012S	desara.liko@proinfinit.com / consulting@proinfinit.com	www.proinfinitconsulting.com	
38	Shqiperi	ECRB-AL-20230620-001	20.06.2023	Hydro Energy Sotira	SHPK	Elbasan Kusbove SOTIRE Godine 1-katesbe e HEC,9(Qendrore) Sotire Gramsh,zona kadastrale 3494 me nr.246/5	Gramsh,Sotire		54X-I-0111SO-H-X	AL76208110080000020485935301 (EURO) AL52208111010000020485935302 (ALL)		K97212802C	infosotirayahoo.com	infosotirayahoo.com	
39	Shqiperi	ECRB-AL-20230712-001	12.07.2023	Albanian Green Energy	SHPK	Rruga ''Abdi Toptani'', Torre Drini,Apartamenti 61	Tirane	1001	54X-I-1011AGEF	USALALTR010		K71624027U	info@age-sjalbania.eu	www.essegei.eu	
40	Shqiperi	ECRB-AL-20230712-002	12.07.2023	Balkan Green Energy	SHPK	Rruga ''Abdi Toptani'', Torre Drini,Apartamenti 61	Tirane	1001	54X-10001BGE-R	USALALTR010		K71624026M	info@bge-sjalbania.eu	www.essegei.eu	
41	Shqiperi	ECRB-AL-20230712-001	12.07.2023	SOLE 24 DOOELSHKUP	SHPK	Bulevardi "Deshmoret e Kombit", Hotel Rogner ,Kati II	Tirane	1001	54X-I-110-SOLE-3	CDISALTRXXX		M31625022G	info@sole24.mk , besiana.antoni@gmail.com		
42	Shqiperi	ECRB-AL-20230711-002	11.07.2023	Idro Energia Pulita	SHPK	Lagjia.17, Rr"Jahja Ballhysa", Kompleksi Jedas, 2006	Durres		54X-I-0111EN-P-O	AL62208110080000021065735302 (EURO) AL89208110080000021065735301 (ALL)		L01305510P	g.idrizi@gts.al	idroenergjiapulitashpk@gmail.com	
43	Shqiperi	ECRB-AL-20230711-003	11.07.2023	“Emikel”	SHPK	Lagja Qende, Zk24/3, Pasuria 268, Godina e Centralit Lenie	Gramsh	3301	54X-E-SHPK-16044	EMPOALTRXXX		K23418201C	emikelshpk@live.it		
44	Shqiperi	ECRB-AL-20230718-001	18.07.2023	DUFERCO SHQIPERIA	SHPK	Rruga Myrtezim Kellici, Pallati ALFAM, Shk1, Apartamenti 5,Njesia Bashkiake nr 2	Tirane	1001	54X-I-01DU-SHQ-B	PUPPALTRXXX		L91813010D	solarispoweralb@gmail.com	www.dufercoenergia.com	
45	Shqiperi	ECRB-AL-20230906-001	06.09.2023	GLOBAL TECHNICAL MECHANICS	SHPK	Shtiqen, Aeroporti I Kukesit	Kukës	8502	54X-I-GL01-MEC-P	SGSBALTX		L71529026M	jurgena.shehu@kastrati-group.com		
46	Shqiperi	ECRB-AL-20230914-001	14.09.2023	C & S ENERGY	SHPK	Rruga e Kavajes, Nr. 151, Njesia Bashkiake Nr.7, Tirane	Tirane	1003	54X-I-0111-CS1-E	EMPOALTR		K92402005Q	csenergy2013@gmail.com		
47	Shqiperi	ECRB-AL-20230914-002	14.09.2023	HEC LLENGE	SHPK	Rruga e Kavajes, Nr. 151, Njesia Bashkiake Nr.7, Tirane	Tirane	1003	54X-I-LL01-HEC-0	UNALALTR		L22125012H	hecllenga@gmail.com		
48	Shqiperi	ECRB-AL-20231101-001	01.11.2023	Karavasta Solar	SHPK	Bulevardi Bajram Curri, Godina ETC, kati 14, Tirane	Tirane	1000	54X-S-1010-KV8-C	USALALTR	894500GBPUL7MP051P27	M02020001J	info.voltalia@voltalia.com , x.mulliez@voltalia.com	www.Karavastasolar.com	www.Karavastasolar.com
49	Shqiperi	ECRB-AL-20231204-001	04.12.2023	M&K Energy Trading Co	SHPK	Rr "1 MAJI", Pasuria Nr.3/1103+4-N15, vol.59, fq. 229, Zone Kadastrale Nr 8561	Korce	7001	54X-L-11010MK-1S	FINVALTR		M04516001I	fatmirqylafi@gmail.com		
50	Shqiperi	ECRB-AL-20231204-002	04.12.2023	Erseka Solar Park 1	SHPK	Rr.Anastas Lakce, Kompleksi Favina, Nr. pasurie 3/1149-N2, Korce	Korce	7001	54X-I-11ER-SO1-O	FINVALTR		M24816001T	info@mkenergy.al	https://www.ersekasolarpark.com/	
51	Shqiperi	ECRB-AL-20231221-001	21.12.2023	Balkan Energy Trade	SHPK	Rr.Sami Frasheri, pallati TID, Nobis Wellenes Center ,Shkalla C, Kati 1, Apartamenti 2, Njesia Bashkiak Nr.5	Tirane	1001	54X-B-1010-ET9-T	NCBAALTX		L62022010A	p_loris@hotmail.com		
52	Shqiperi	ECRB-AL-20240110-001	10.01.2024	SOLE 24 DOOEL SHKUP	SHPK	Blv.Deshmorete e Kombit, Hotel Rogner, Tirane	Tirane	1001	54X-I-110-SOLE-3	CDISALTRXXX		M31625022G	info@sole24.mk , besiana.antoni@gmail.com		
53	Shqiperi	ECRB-AL-20240123-001	23.01.2024	NRG Power	SHPK	Rruga "Ismail Qemali", Nr.29/1, Ap 3, Tirane	Tirane	1023	54X-L-110-NRG-PW			M21615009U	xhumelo57@gmail.com	www.nrgpower.al	www.nrgpower.al
54	Shqiperi	ECRB-AL-20240201-001	01.02.2024	ENSCO TRADING (Albania)	SHPK	Rr.Ismail Qemali ,Ndertesa 34/1, Apartment 24	Tirane	1002	54X-110IESA1019G	HYVEDEMM591		L91819025L	backoffice@ensco.eu	https://www.ensco.eu/	
55	Shqiperi	ECRB-AL-20240202-001	02.02.2024	SPV Blue 1	SHPK	Rr.Themistokli Germenji, Ndertesa Nr 1, Njesia Bashkiake Nr 2	Tirane	1001	54X-01-101PV-00I	USALALTRXXX		M11512005P	analleshi@abkons.com	https://www.spvblue.com	https://www.spvblue.com
56	Shqiperi	ECRB-AL-20240219-001	19.02.2024	COSMOGRAL	SHPK	Rr.''Bulevardi Kashar'', Yzberisht, Njesia Adminstrative Kashar	Tirane	1051	54X-10S-1001-C7V	FEFAALTRXXX		L71420011J	oliver.shtylla@cosmogral.al, info@cosmogral.al, festim.shtylla@cosmogral.al	www.Cosmogral.al	www.Cosmogral.al
57	Shqiperi	ECRB-AL-20240411-001	11.04.2024	PROTERGIA ENERGY ALBANIA	SHPK	Rr.Kavajes, Nd.4, Kati 6, Ap. 32	Tirane	1001	54X-100-1001-PRA	NCBAAL TXXXXX		M22018030O	marsel.zhupa@yahoo.com	www.protergia.gr	www.protergia.gr
58	Shqiperi	ECRB-AL-20240607-001	07.06.2024	Yildirim Energji Europe Albania	SHPK	Rruga “Dervish Hima”, Pall Ambasador 3, Kati 1, Ap 3	Tirane	1000	54X-YEEA-5555511T	SGSBALTX		M12107031P	bers.hado@balfin.al	Yilidirimenergy.com	Yilidirimenergy.com
59	Shqiperi	ECRB-AL-20240619-001	19.06.2024	MFT ENERGY KOSOVO, Dege e Shoqerisee se Huaj	Dege e Shoqerise se Huaj	Rruga “Ibrahim Rugova”, Sky Tower, Kati 9, Zyra Nr.91, Tirane	Tirane	1001	54X-MFTENER-223V	SGSBALTX		M32317021U	al_pwc_albania@pwc.com	https://mft-energy.com/	
60	Shqiperi	ECRB-AL-20240628-001	28.06.2024	Alb Energy Trade	SHPK	Rruga “Kajo Karafili”, Pasuria 2/423+1-6, Tirane	Tirane	1001	54X-I01-AE-10-TZ	SGSBALTX		M22127044J	finance@novasolar.com.al		
61	Shqiperi	ECRB-AL-20240704-001	04.07.2024	Nova Solar System	SHPK	Rruga “Kajo Karafili”, Pasuria 2/423+1-6, Tirane	Tirane	1001	54X-NSS100-2401X	SGSBALTX		M11824016H	info@novasolar.com.al , finance@novasolar.com.al		
62	Shqiperi	ECRB-AL-20240716-001	16.07.2024	Energy Commodities	SHPK	Rruga Bilal Sina, Pallati Salillari, Tirane	Tirane	1027	54X-1007-200112M	NCBAALTX		M21528006M	bstarova@salillari.al	www.en-commodities.com	
63	Shqiperi	ECRB-AL-20240726-001	26.07.2024	5GX ENERGY	SHPK	Lagjia ''Gafurr Muco'', Zona Industriale Nr.1, Pasuria me Nr.13/131, Zona Kadatsrale Nr. 8572, Lushnje	Lushnje	9001	54X-555-GX-9999Y	TIRBALTR		M24527403N	5gxenergy@gmail.com		

Burimi:ERE

Burimi: ERE